
REM 2700
GrainVac

PARTS CATALOGUE

INTRODUCTION

This parts manual is set up to show all the service parts for Rem 2700 GrainVac.

The information required when order parts is as follows:

- part number
- description
- number of pieces required

In producing this parts catalogue every effort has been made to ensure accuracy. If you discover an error, please inform us.

P 1-877-667-7421

In Canada:

REM

Box 1750 Swift Current, SK S9H 4J8

Ph: (306) 773-7779, Fax: (306) 778-2524

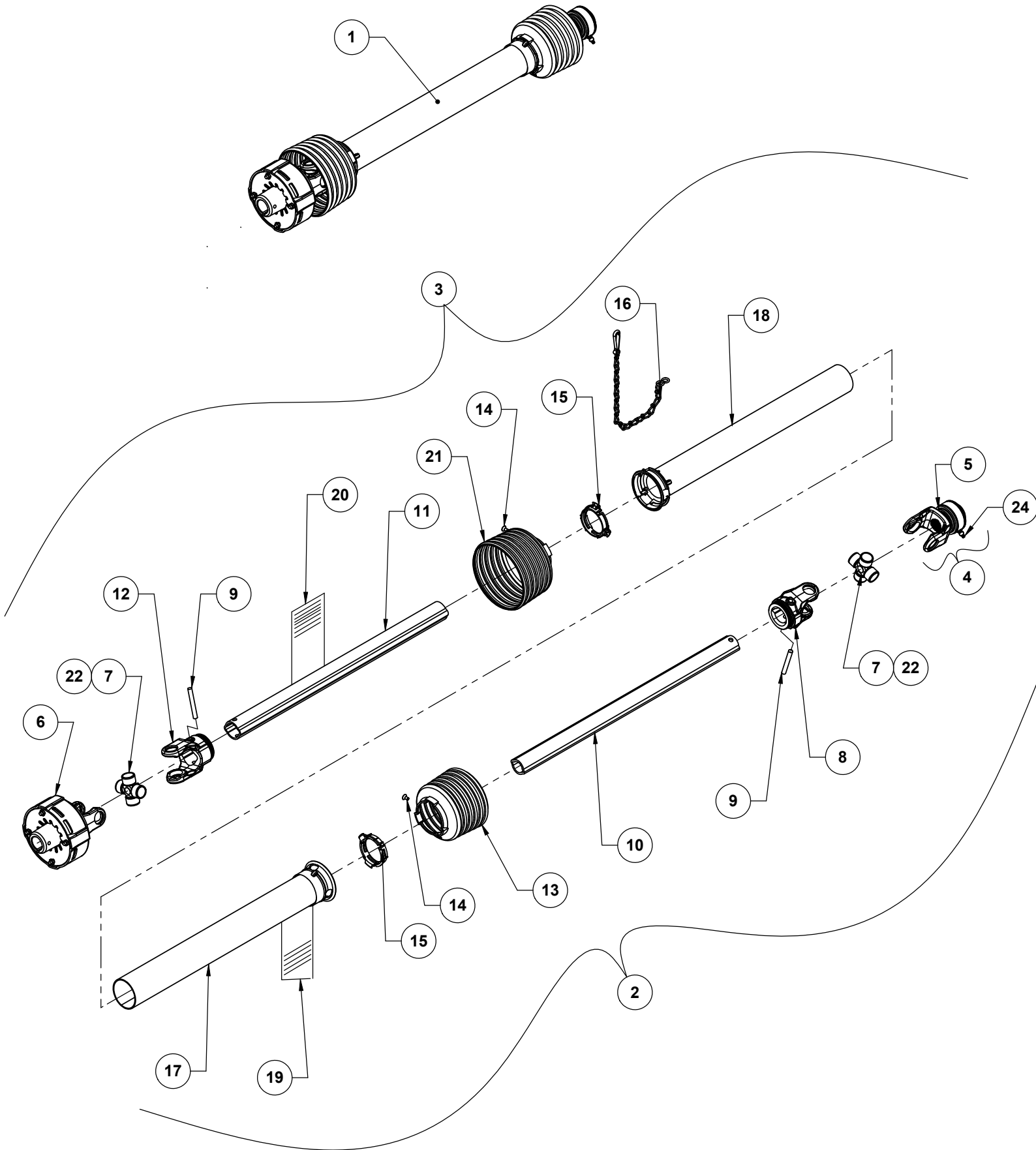
Email: sales@batco-rem.com

US SHIPPING OFFICE LOCATED IN BOONE, IA

TABLE OF CONTENTS
 PRODUCT ILLUSTRATIONS

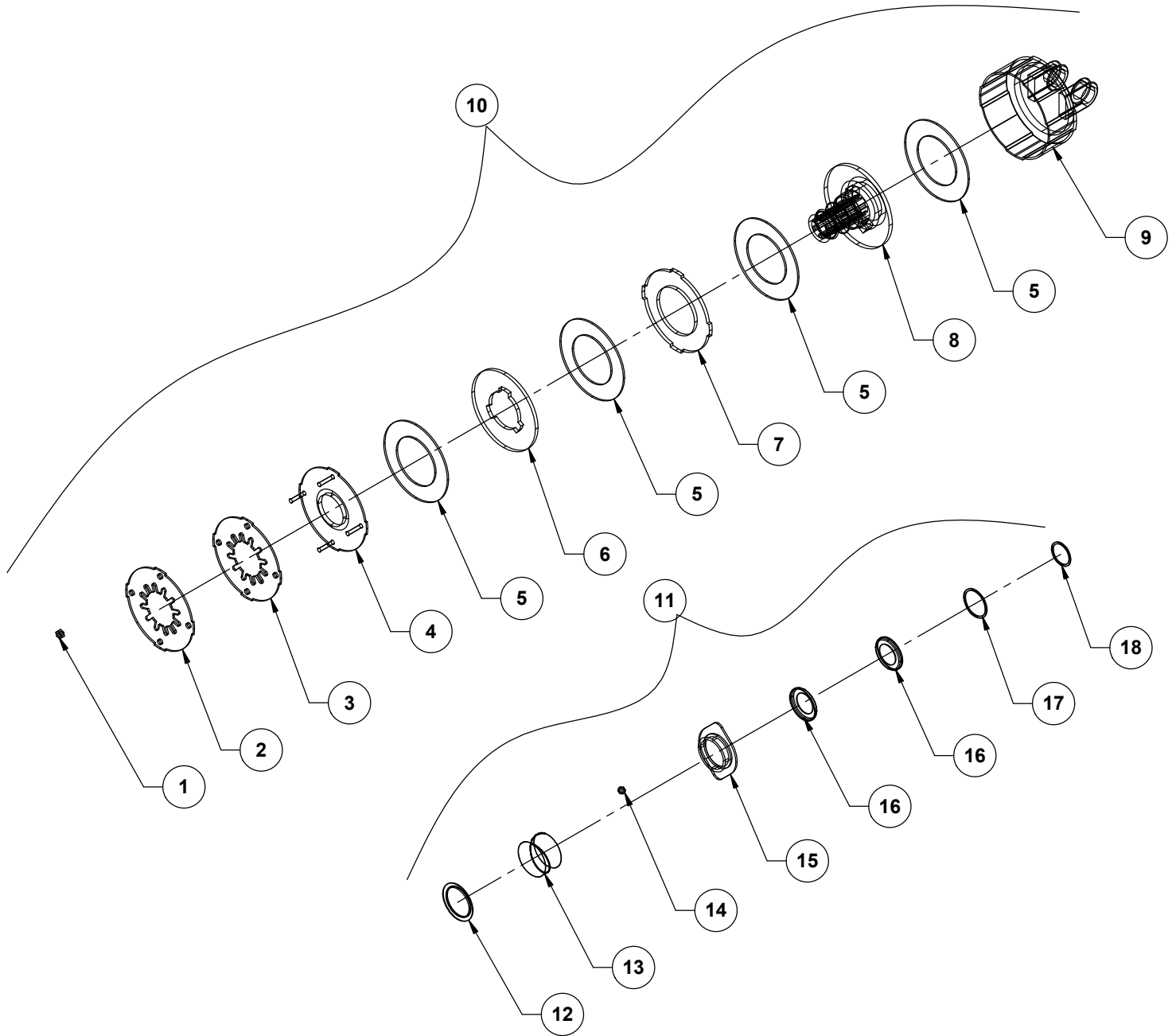
	PAGE
PTO SHAFT (WALTERSCHIED)-----	1-1A
DRIVE SHAFT AND CLUTCH ASSEMBLY-----	2-2A
GEARBOX-----	3-3A
FRAME ASSEMBLY-----	4-4A
HOSE RACK ASSEMBLY-----	5-5A
BODY - INLET SIDE-----	6-6A
BODY - AUGER SIDE-----	7-7A
AUGER DRIVE - PTO SECTION-----	8-8A
AUGER DRIVE - GEARBOX SECTION-----	9-9A
AUGER DRIVE - AUGER SECTION-----	10-10A
REAR PULLEY DRIVE-----	11-11A
ROTOR IDLER ASSEMBLIES (SERIAL BREAK 0101 - 1380)-----	12-12A
ROTOR IDLER ASSEMBLIES(SERIAL BREAK 1381)-----	12-1-12-1A
DRUM ASSEMBLY-----	13-13A
INLET ASSEMBLY-----	14-14A
LOWER AUGER SECTION ASSEMBLY (SERIAL BREAK 0000 - 1700)-----	15-15A
LOWER AUGER SECTION ASSEMBLY(SERIAL BREAK 1701)-----	15-1-15-1A
MIDDLE AUGER SECTION ASSEMBLY-----	16-16A
UPPER AUGER SECTION ASSEMBLY-----	17-17A
HYDRAULICS ASSEMBLY-----	18-18A
STANDARD HOSES-----	19-19A
FIBERGLASS GUARDS-----	20-20A
7" CHAMFERED CLEAN UP NOZZLE-----	21-21A
FLOOR SWEEP OPTION-----	22-22A
TRANSITION ELBOW OPTIONS-----	23-23A
7" HOSE TELESCOPE TUBE OPTIONS-----	24-24A
8" HOSE OPTIONS-----	25-25A
EXHAUST OPTIONS-----	26-26A
MISCELLANEOUS ITEMS-----	27-27A
2700 DUST COLLECTOR-----	28-28A

PTO SHAFT (WALTERSCHIED)

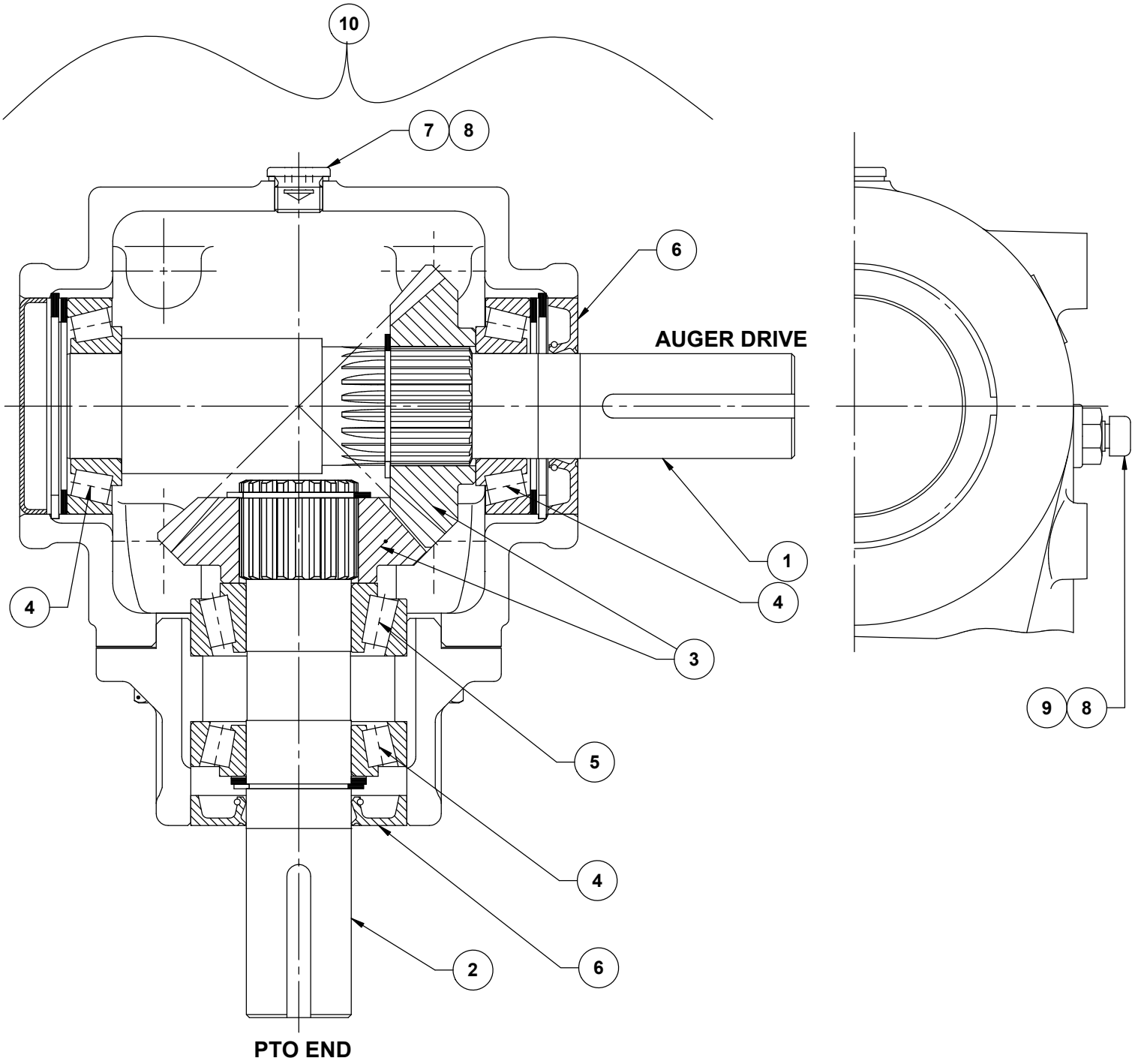


REVISED	NO	PART NUMBER	DESCRIPTION/NOTES	QTY	SERIAL #
FEB 11/10	1	7100-39-4934	PTO-2700 GV C/W OVERUN CLUTCH	1	1821
APR 30/10	2	38-112408	TRACTOR END-2700 HALF SHAFT C/W OVERRUNNING CLUTCH (INCLUDES 4,5,7-10,13- 15,17,19)	1	1821
APR 30/10	3	38-109228	FEMALE HALF SHAFT C/W SHIELDING (INCLUDES 6,7,9,11,12,14-16,18,20,21)	1	1821
FEB 11/10	4	7100-39-6437	OVERRUNNING CLUTCH YOKE - 1 3/8" 21 SPLINE	1	1821
FEB 11/10	5	7100-34-1953	QD FLG KIT	1	1821
	6	7100-38-9400	COMPLETE CLUTCH ASSY #389400 (SEE PG 2)	1	
	7	7100-31-2410	CROSS BEARING KIT #312410	2	
	8	7100-01-9518	INBOARD YOKE 1B #019518	1	
	9	7100-02-0617	SPRING PIN #020617 10X80	2	
	10	7100-04-8952	INNER PROFILE #048952	1	
	11	7100-09-1472	OUTER PROFILE #091472 2A	1	
	12	7100-01-9519	INBOARD YOKE #19519 2A	1	
	13	7100-36-5366	SHIELD CONE 6 RIB #365366	1	
	14	7100-36-5305	SCREW #365305	2	
	15	7100-08-7276	BEARING RING #087276	2	
	16	7100-04-4321	SAFTEY CHAIN #044321	1	
	17	7100-09-4620	OUT. SHIELD TUBE OVAL #094620	1	
	18	7100-05-6140	INNER SHIELD TUBE ROUND #056140	1	
	19	7100-38-3333	DANGER DECAL - SHIELD #383333	1	
	20	7100-38-3334	DANGER DECAL - STEEL #383334	1	
	21	7100-36-5386	SHIELD CONE 6 RIB #365386	1	
	22	6215-08-4099	GREASE ZERK-M8X1-67.5DEG	2	
	23	38-110587	GREASEZERK-M8X1-PKG 3 X 6215-08-4099	1	
FEB 11/10	24	7100-17-3062	GREASEZERK-M8.2X1	1	1821
FEB 11/10	25	38-112244	GREASEZERK-M8.2X1-PKG 3 X 7100-17-3062	1	1821

DRIVE SHAFT AND CLUTCH ASSEMBLY

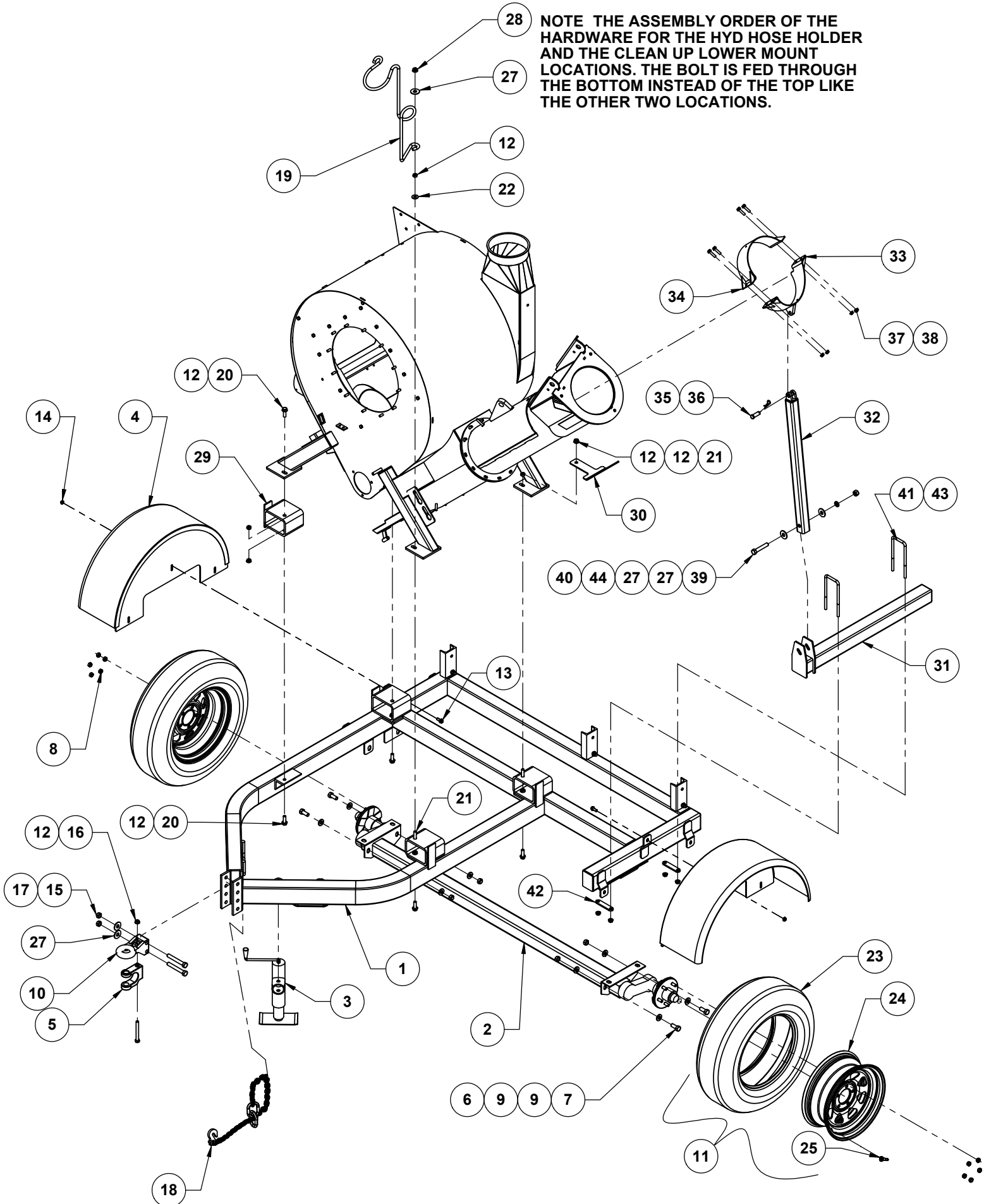


REVISED	NO	PART NUMBER	DESCRIPTION/NOTES	QTY	SERIAL #
	1	7100-38-1957	H N M8 DIN 6330 #381957	4	
	2	7100-04-2487	BELLEVILLE SPRING 043487 WHITE DOT	1	
	3	7100-04-3489	BELLEVILLE SPRING #043489 RED DOT	1	
	4	7100-38-1495	THRUST PLATE #381495	1	
	5	7100-04-2480	FRICTION DISK #168556	4	
	6	7100-02-4459	DRIVE PLATE #042459	1	
	7	7100-04-2454	DRIVE PLATE #042454	1	
	8	7100-38-9402	HUB 1 3/8" - 5/16" KEYWAY #389402	1	
	9	7100-32-0527	CLUTCH HOUSING #320527	1	
	10	7100-38-9400	COMPLETE CLUTCH ASSEMBLY #389400	1	
	11	7100-34-1953	QUICK DISCONNECT FLG KIT (12-18) #341953	1	
	12	7100-04-7825	BACK UP RING #047825	1	
	13	7100-04-5793	COMPRESSION SPRING #045793	1	
	14	7100-02-0692	BALL 02-0692	3	
	15	7100-04-5790	LOCK COLLAR #045790	1	
	16	7100-04-5791	FLANGED RING #338531	1	
	17	7100-02-0628	SNAP RING #020628	1	
	18	7100-30-4149	SNAP RING #304149	1	



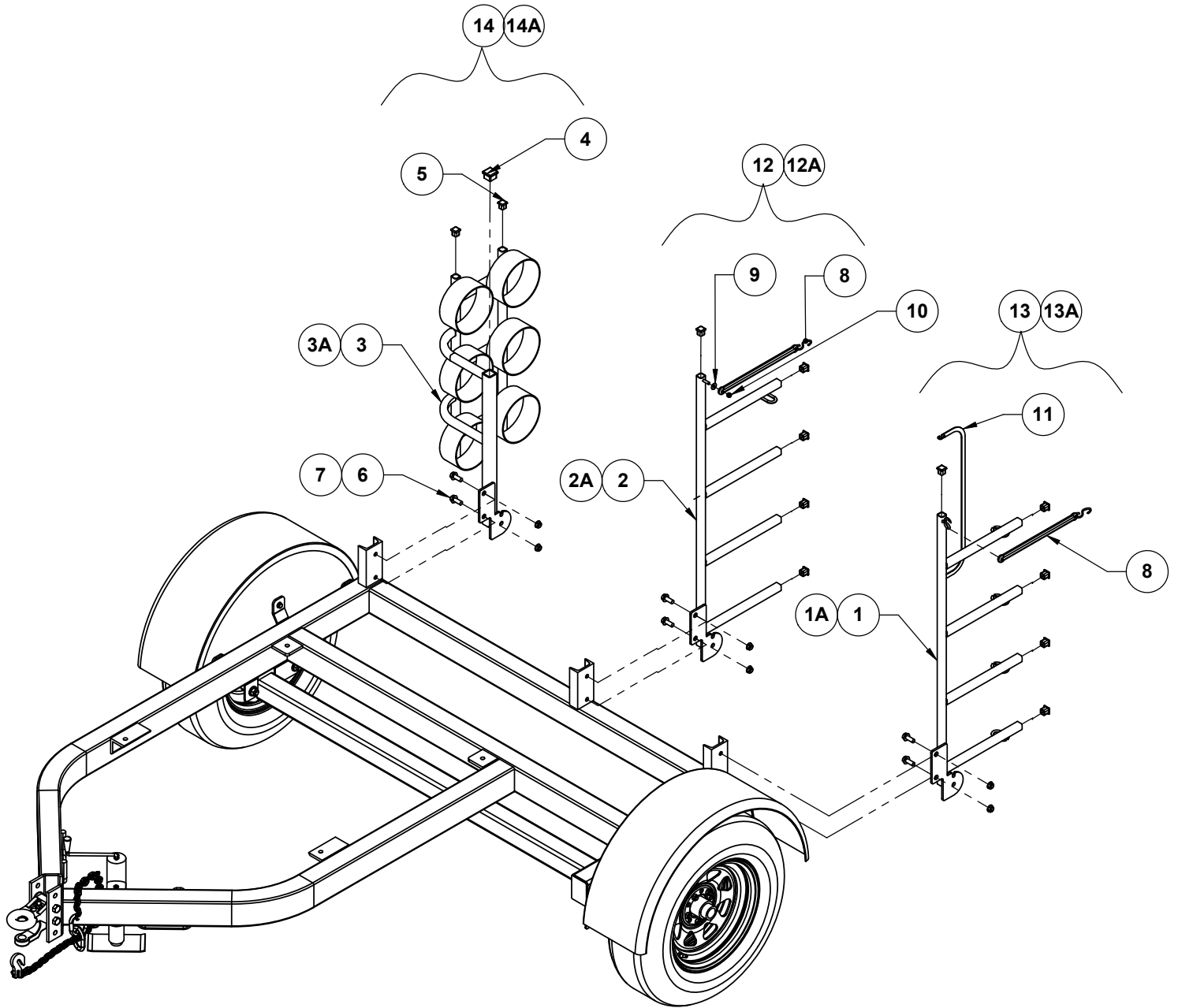
REVISED	NO	PART NUMBER	DESCRIPTION/NOTES	QTY	SERIAL #
	1	7500-38-4541	SHAFT-GEAR	1	
	2	7500-38-4542	SHAFT-PINION	1	
	3	7500-38-4543	GEAR-STRAIGHT BEVEL	2	
	4	7500-38-4544	BEARING-TAPERED ROLLER	3	
	5	7500-38-4545	BEARING-TAPERED ROLLER	1	
	6	7500-38-4546	SEAL, RADIAL SHAFT	2	
	7	7500-38-4547	PLUG, HEX SOCKET M16 X 1.5	1	
	8	7500-38-4548	SEAL, COPPER 16 X 20	2	
	9	7500-38-4549	BREATHER, GEARBOX VENT	1	
	10	7500-38-4540	GEARBOX-GKN GRAINVAC 1 1	1	

FRAME ASSEMBLY



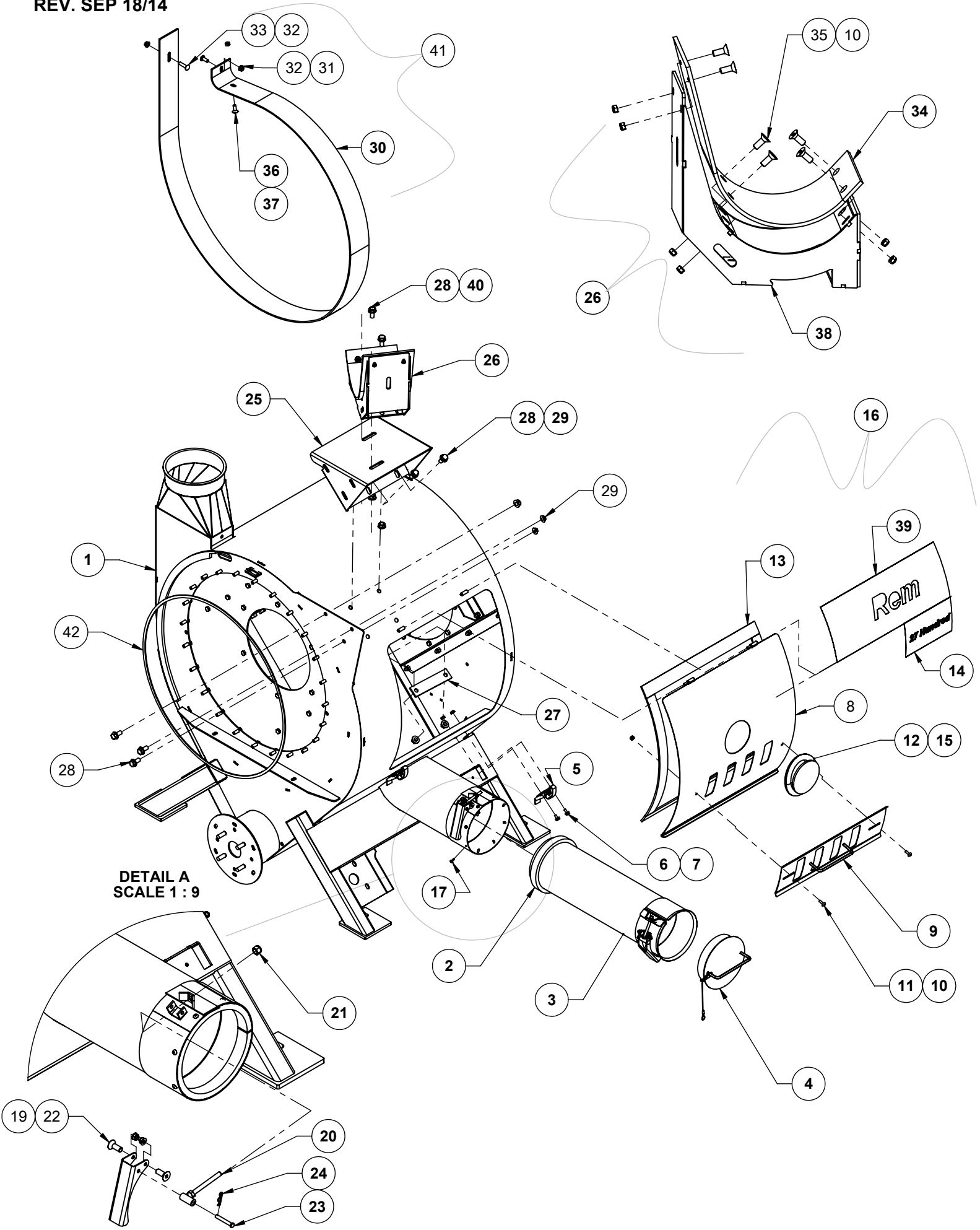
REVISED	NO	PART NUMBER	DESCRIPTION/NOTES	QTY	SERIAL #
	1	38-111420-1	2700 FRAME	1	
	2	7417-01-0006	AXLE ASSY TORFLEX 3500# HIGH-PROFILE	1	
	3	0485-00-0003	JACK - TOP SCREW - CROWN	1	
	4	38-111217-1	2700 FENDER	2	
	5	2190-00-0011	CLEVIS PPI-107VR	1	
	6	4001-22F3288	BOLT-HEX 5/8 X 1 1/2 UNF GR.5	4	
	7	4055-02F0500	NUT-LOCK UNI-TRQ 5/8 UNF	4	
	8	4060-F2-0500	WHEEL NUT 1/2 UNF PLTD	10	
FEB 04/09	9	5011-00-0003	WASHER 5/8 ID X 1 5/16 OD	8	
	10	2190-00-0010	BASE HITCH PPI-126VR	1	
	11	3910-32-0019	TIRE & RIM COMPLETE (INCL. 23-25)	2	
JUN 30/09	12	4057-02C0500	NUT FLG UNI-TRQ 1/2	9	
	13	4024-22C2502	BOLT-WHIZ 3/8 X 1 UNC GR.5	6	
	14	4057-02C0235	NUT-LOCK FLG UNI-TRQ 3/8 UNC GR.5	6	
	15	4001-22C3344	BOLT-HEX 5/8 X 4 1/2 UNC GR.5	2	
	16	4001-22C2960	BOLT-HEX 1/2 X 4 1/2 UNC GR.5	1	
	17	4055-02C0280	NUT-LOCK UNI-TRQ 5/8 UNC	2	
	18	6187-00-0002	SAFETY CHAIN 10,000 LB.	1	
DEC 02/11	19	23-202253-1	2700 PTO/HOSE HOLDER	1	
JUN 30/09	20	4024-22C0515	BOLT-WHIZ 1/2 X 1 1/2 UNC GR5	6	
JUN 30/09	21	4024-22C0525	BOLT-WHIZ 1/2 X 2 UNC GR5	2	
	22	5009-02-0500	WASHER-FLAT 1/2 DIA. USS	1	
	23	3910-32-0022	TIRE - ST205-75R15	2	
	24	7980-36-4515	WHEEL - WHITE SPOKE 15"X6"X5 BOLT	2	
	25	3915-00-0002	VALVE STEM 60 PSI	2	
	26	38-111431	2700 FRAME ASSEMBLY(INLC 1-18)		
AUG 26/09	27	5009-02-0625	WASHER 5/8 FLAT USS	5	
OCT 01/08	28	4046-13C0500	NUT WHIZ FLG 1/2 GR5	1	
JUN 30/09	29	38-111970-1	2700 LIFT BLOCK PAINT	4	
JUN 30/09	30	38-111582-1	CLEAN UP LOWER MOUNT	1	
AUG 26/09	31	38-112134-1	FRAME STRUT PAINT	1	
AUG 26/09	32	38-112135-1	BRACE STRUT PAINT	1	
SEP 03/09	33	38-112138-13	WELDED LOWER CLAMP PAINT	1	
SEP 03/09	34	38-112139-13	WELDED UPPER CLAMP PAINT	1	
AUG 26/09	35	6730-00-5875	CLEVIS PIN 5/8" X 1 1/2"	1	
AUG 26/09	36	6738-00-0088	PINS - HITCH CLIP CP-88H	1	
AUG 26/09	37	4046-13C0235	NUT-WHIZ, FLG 3/8 UNC GR.5	4	
AUG 26/09	38	4024-22C2518	BOLT-WHIZ 3/8 X 1 1/2 GR. 5	4	
AUG 26/09	39	4001-22C3328	BLT-HX 5/8 X 3 1/2 GR.5	1	
AUG 26/09	40	4030-21C0280	NUT-HEX 5/8 UNC PLTD	1	
AUG 26/09	41	4320-00-0026	U-BOLT - 7/16 X 3 X 8	2	
AUG 26/09	42	38-111996-1	U-BOLT BRACKET PAINT	2	
AUG 26/09	43	4046-13C0250	NUT-WHIZ, FLG 7/16 UNC GR.5	4	
AUG 27/09	44	5000-03-0625	WASHER LOCK 5/8 PLTD	1	
APR 06/10	45	7415-00-0040	2700 WHEEL BEARING KIT - NOT SHOWN - INCLUDES GREASE SEAL, INNER BEARING, INNER RACE, OUTER RACE, OUTER BEARING, SPINDLE D-WASHER , CASTELLATED SPINDLE NUT, COTTER PIN, CLAMSHELL, GREASE CAP		
OCT 2/14	46	P7417-01-0007	DUST CAP, E-Z LUBE, FOR TORFLEX 3500#		
OCT 2/14	47	P7417-01-0008	DUST CAP PLUG , E-Z LUBE, FOR TORFLEX 3500# AXLE		

HOSE RACK ASSEMBLY



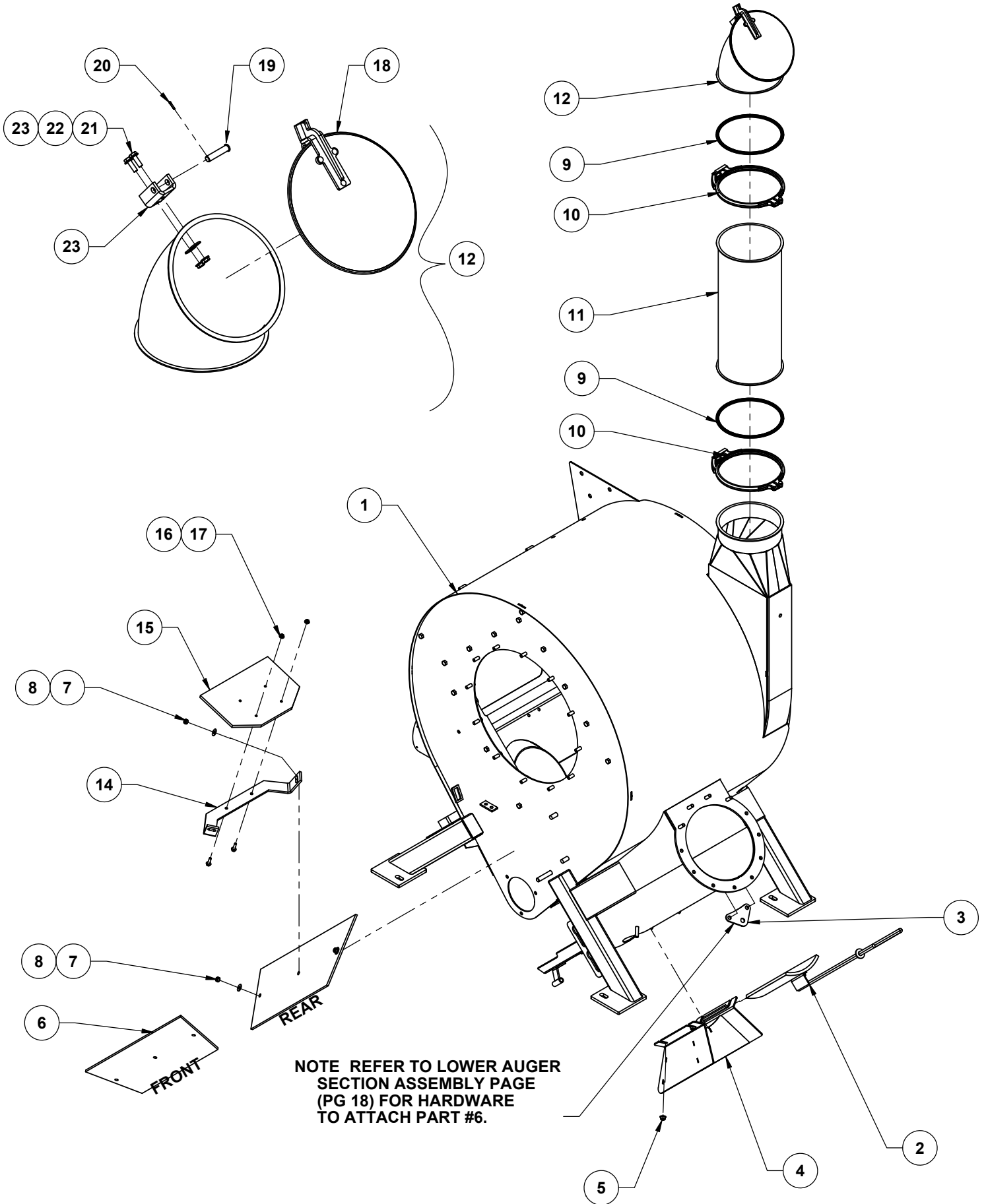
REVISED	NO	PART NUMBER	DESCRIPTION/NOTES	QTY	SERIAL #
NOV 16/09	1	38-111555-1	END HOSE RACK	1	0101 - 1540
NOV 16/09	1A	38-112162-1	END HOS ERACK PAINT	1	1541
NOV 16/09	2	38-111556-1	MIDDLE HOSE RACK	1	0101 - 1540
NOV 16/09	2A	38-112163-1	MIDDLE HOSE RACK PAINT	1	1541
NOV 16/09	3	38-111550-1	HOSE RACK PANEL	1	0101 - 1540
NOV 16/09	3A	38-112155-1	HOSE RACK PANEL PAINT	1	1541
	4	3703-00-0016	PLASTIC PLUG 1 1/2" SQUARE	1	
	5	3703-00-0015	PLASTIC PLUG 1 " SQUARE	12	
NOV 16/09	6	4024-22C0512	BOLT-WHIZ 1/2 X 1 1/4 UNC GR.5	6	
NOV 16/09	7	4057-02C0500	NUT LOCK FLG UNI-TRQ 1/2" UNC GR5	6	
MAR 31/09	8	3900-82-5150	TIE DOWN RUBBER	2	
	9	5009-02-0313	WASHER-FLAT 5/16 DIA. USS	1	
	10	4049-13C0220	NUT NY-LOCK 5/16 UNC GR5	1	
JUL 23/09	11	3902-00-0003	RATCHET STRAP - 10 LONG (RED)	1	
NOV 16/09	12	38-111554	MIDDLE HOSE RACK ASSY (INCL. 2, 5, 8-10)	1	0101 - 1540
NOV 16/09	12A	38-112167	MIDDLE HOSE RACK ASSY (INCL. 2A, 5, 8-10)	1	1541
NOV 16/09	13	38-111553	END HOSE RACK ASSY (INCL. 1, 5, 11)	1	0101 - 1540
NOV 16/09	13A	38-112166	END HOSE RACK ASSY (INCL. 1A, 5, 11)	1	1541
NOV 16/09	14	38-111551	HOSE RACK PANEL ASSY (INCL. 3-5)	1	0101 - 1540
NOV 16/09	14A	38-112165	HOSE RACK PANEL ASSY (INCL. 3A, 4 5)	1	1541

BODY - INLET SIDE



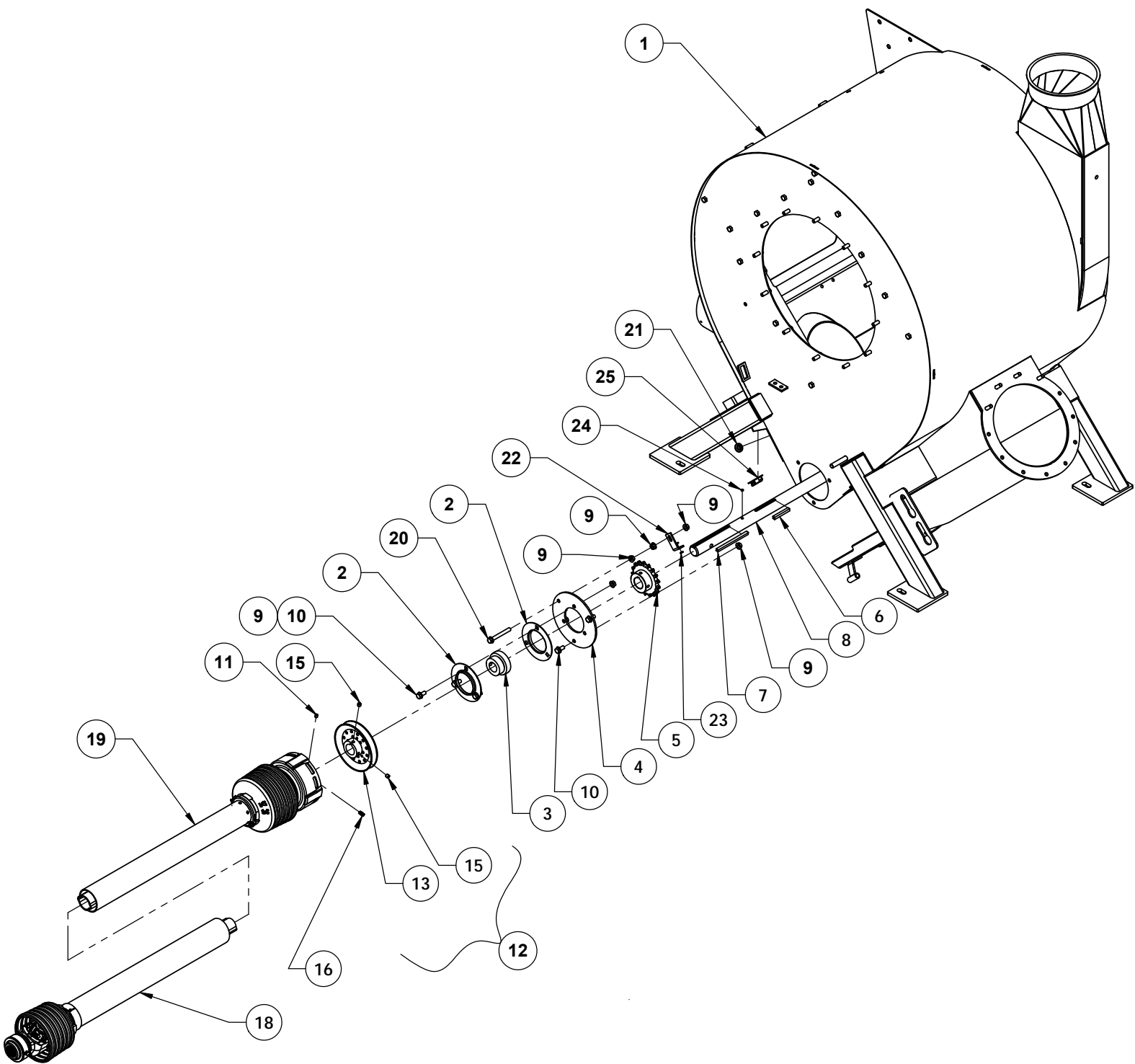
REVISED	NO	PART NUMBER	DESCRIPTION/NOTES	QTY	SERIAL #
	1	38-111475-13	BODY COMPLETE WELDMENT	1	
	2	38-104977	SEAL - CUT RING	1	
	3	38-111469	TELESCOPE TUBE ASSEMBLY	1	
APR 23/08	4	38-104128-1	PLUG INLET ASSEMBLY	1	
	5	5190-00-0002	TENSION LATCH CLAMP	2	
	6	4024-22C2140	BOLT-WHIZ 1/4 X 1/2 UNC GR.5	4	
	7	4046-13C0200	NUT-WHIZ FLG 1/4 UNC GR.5	4	
	8	38-111467-13	RELIEF DOOR WELDMENT	1	
APR 23/08	9	38-111545-1	RELIEF SLIDE COVER	1	
	10	4049-13C0200	NUT-NYLOCK 1/4 UNC GR. 5	8	
	11	4066-22C2575	BLT-TRUSS 1/4 X 3/4 UNC	2	
	12	38-109772	INSPECTION DOOR RUBBER	1	
	13	3890-00-0004	1/4 X 1 1/2 WEATHERSTRIPPING	10.3	
	14	9005-38-0184	DECAL-27 HUNDRED - 4.5" X 8"	1	
	15	0079-00-0005	GLASS WINDOW 4 7/8 DIA 1/4 THICK	1	
DEC 12/12	16	38-111468	INSPECTION DOOR ASSEMBLY (INCL 9-13, 15)	1	
	17	4890-ST-6009	BOLT-TEK #10-16 X 1/2	8	
	18	38-104979-1	CLAMP UNIVERSAL	1	
	19	4009-23C2550	BLT-SKT HEAD 1/4 X 1/2 STNLS. STL	2	
	20	38-110740-99	HOSE CLAMP ADJUSTMENT	1	
	21	4049-13C0220	NUT NY-LOCK 5/16 UNC GR.5	1	
MAR 07/08	22	4055-02C0225	NUT-LCK UNI-TRQ 1/4 UNC	2	
	23	6730-00-1721	CLEVIS-PIN 1/4 X 1 17/32 SN #B-1721	1	
	24	6738-00-1640	HITCH PIN - SN #B-1640	1	
	25	38-111506-1	2700 AUGER BASE	1	
	26	38-111505-1	2700 AUGER CRADLE ASSY(INCL.10,34,35,38)	1	
	27	2430-01-0784	AUGER BASE BOLT PLATE	1	
MAY 26/08	28	4024-22C0510	BOLT-WHIZ 1/2 X 1 UNC GR.5	9	
MAY 26/08	29	4046-13C0500	NUT-WHIZ, FLG 1/2 UNC GR.5	7	
	30	38-111492	2700 BOLT IN WRAP	1	
JAN 07/09	31	4003-22C2501	BLT-CARR 3/8 X 1 GR5	1	
	32	4046-13C0235	NUT-WHIZ, FLG 3/8 UNC GR.5	2	
	33	4003-12C2518	BLT-CARR 3/8 X 1 1/2" GR2	1	
	34	3703-04-0051	CRADLE SKID UHMW	1	
	35	4008-22C2156	BLT-FL HD SKT 1/4" X 1"	6	
	36	4010-22C3790	BLT-RND SKT HD 3/8" X 1"	1	
	37	4055-02C0235	NUT-LOCK UNI-TRQ 3/8" UNC	1	
	38	38-111505	2700 AUGER CRADLE	1	
	39	9005-38-0185	DECAL - REM SILVER - 7" X 21"	1	
FEB 28/08	40	4057-02C0500	NUT FLG UNI-TRQ 1/2"	2	
APR 22/08	41	38-111648	2700 WEAR WRAP REPLACEMENT KIT (INCL. 30, 31, 32, 33, 36 37)		
SEP 16/14	42	3890-00-0002	NEOPRENE 1/8 X 3/8 X 85.5"	1	

BODY - AUGER SIDE



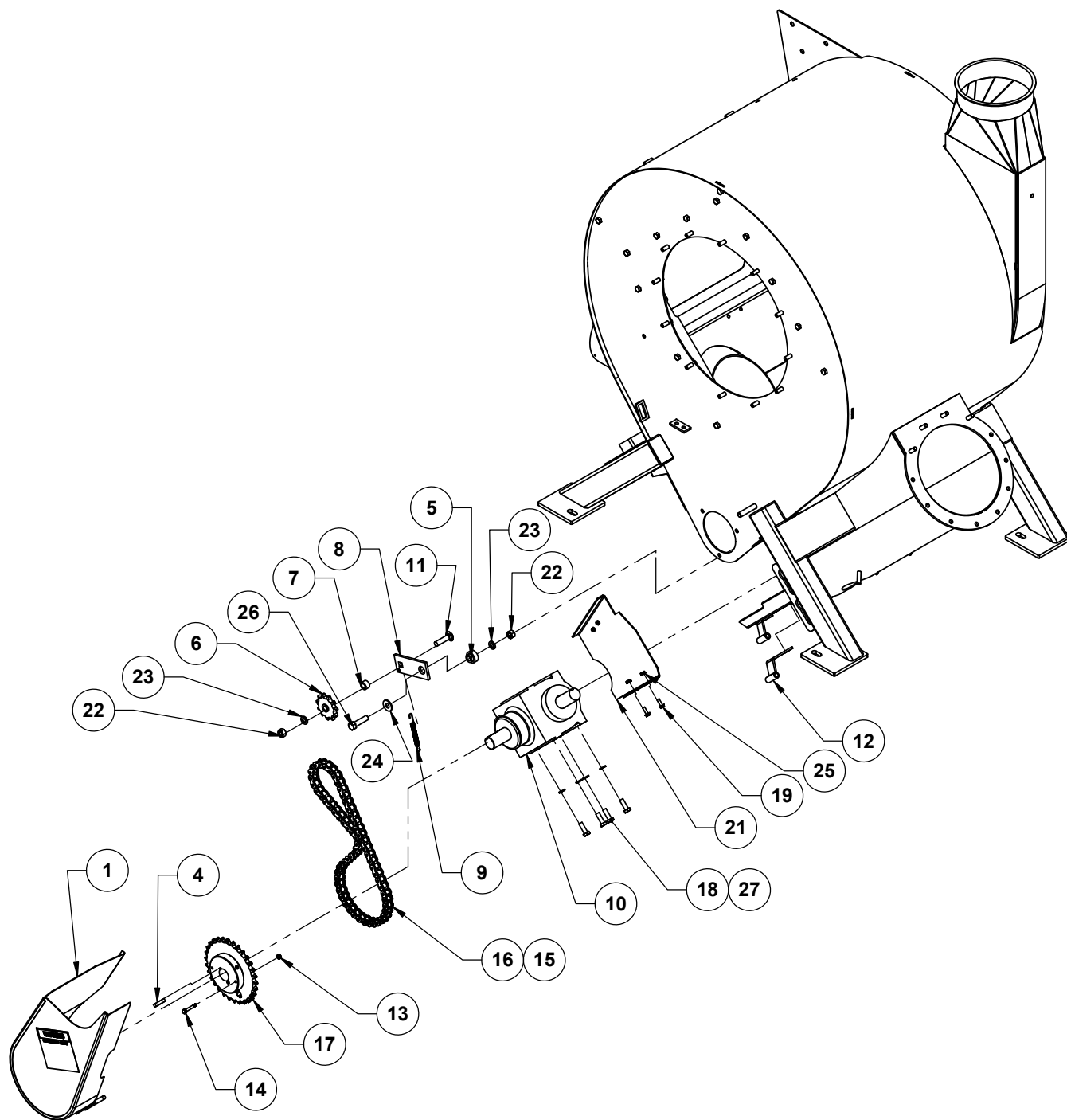
REVISED	NO	PART NUMBER	DESCRIPTION/NOTES	QTY	SERIAL #
	1	38-111475-13	BODY COMPLETE WELDMENT	1	
	2	38-111470	CLEAN OUT ASSM	1	
	3	38-111466-1	2700 HANDLE KEEPER PAINT	1	
	4	38-111541-1	CLEAN OUT WELD	1	
	5	4057-02C0235	NUT-FLG UNI-TRQ 3/8 UNC	4	
FEB 15/08	6	3703-04-0032	SIDE GRAIN DEFLECTOR	2	
	7	5009-02-0313	WASHER-FLAT 5/16 DIA USS	6	
	8	4049-13C0220	NUT- NY LOCK 5/16 UNC GR.5	6	
	9	2391-00-0004	U-SHAPED GASKET 200MM	2	
	10	2391-00-0002	PULL RING 200MM	2	
APR 23/08	11	55-111120-1	EXHAUST TUBE PAINTED	1	
JUN 04/09	12	38-111795	EXHAUST ASSEMBLY J TUBE 2700	1	
NOV 6/14	14	38-111675	2700 DEFLECTOR KIT (INCL. 16 & 17)	1	
JUL11/08	15	3703-04-0031	DEFLECTOR BACK-UHMW 3/8"	1	
NOV 6/14	16	P0115210	BOLT-WZ 1/4 X 1 UNC PLTD	2	
NOV 6/14	17	P0134104	NUT WHIZ FLG 1/4 GR5	2	
JUN 04/09	18	38-111793-1	LID ASSEMBLY	1	1260 +
AUG 14/09	19	6730-00-1395	PIN-CLEVIS B-1710	1	1260 +
AUG 14/09	20	6732-00-0008	PINS-COTTER 3/32 X 1/2	1	1260 +
AUG 15/09	21	4049-13C0200	NUT-NY LOCK 1/4 UNC GR.5	2	1260 +
AUG 14/09	22	4024-22C2148	BOLT - WHIZ 1/4 - 3/4 UNC GR.5	2	1260 +
AUG 14/09	23	5009-02-0250	WASHER - FLAT 1/4 DIA. USS	2	1260 +
AUG 14/09	24	38-111822-1	J TUBE HINGE PAINTED	1	1260 +

AUGER DRIVE PTO SECTION



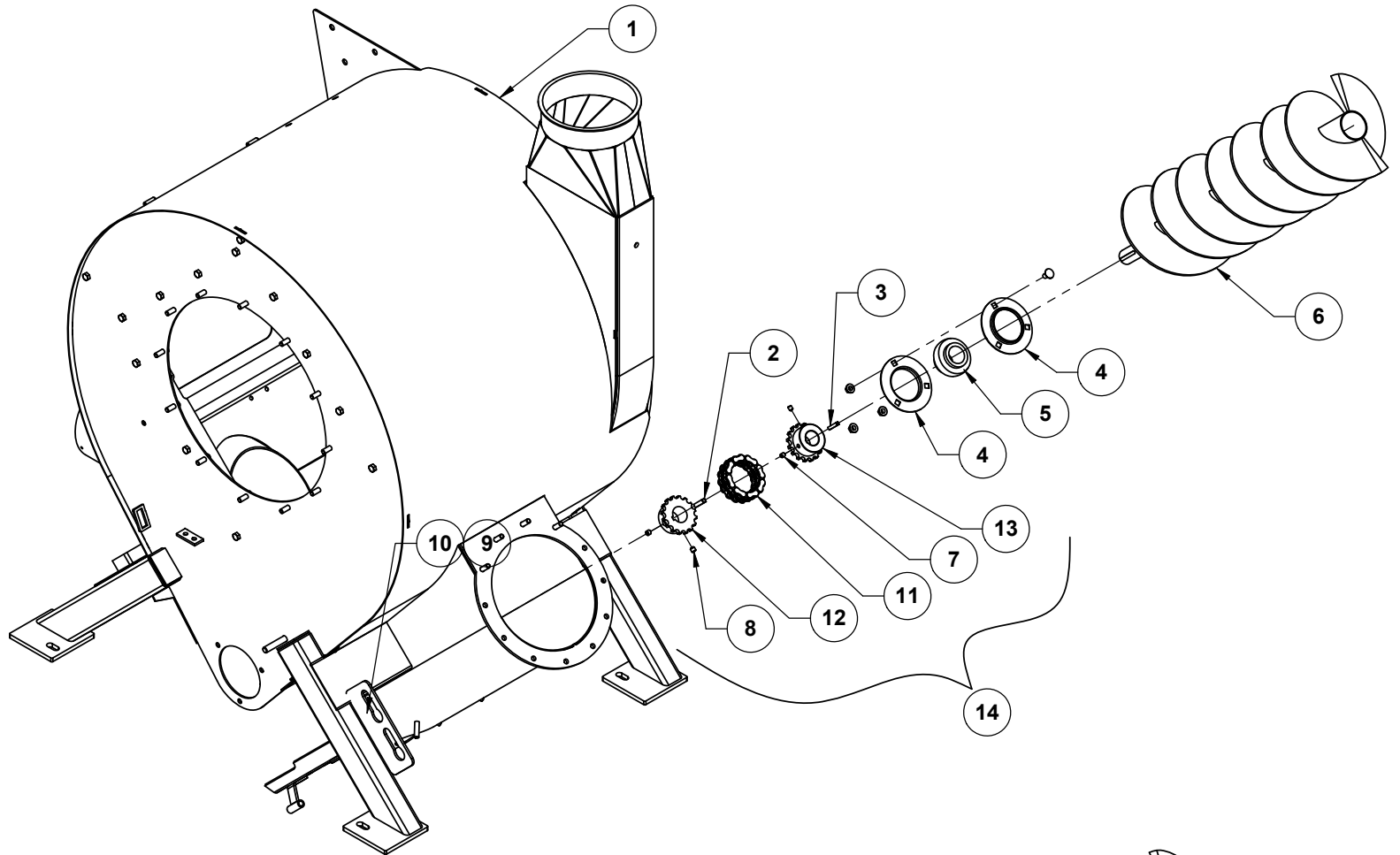
REVISED	NO	PART NUMBER	DESCRIPTION/NOTES	QTY	SERIAL #
	1	38-111475-13	2700 BODY	1	
	2	7222-01-2207	FLNGETTE-PF-205 MS-52	2	
	3	7220-10-7106	BRG-AEL207-106 1 3/8" BORE	1	
	4	38-111543-1	PLATE - BEARING MOUNT	1	
	5	7020-00-0008	SPROCKET 6017(C/W 2 SET SCREWS 5/16 X 18)	1	
	6	07-100546	KEY 5/16 X 5/16 X 2 1/2"	1	
	7	38-104133	KEY 5/16 X 5/16 X 4 1/4"	1	
	8	38-109162	MAIN DRIVING SHAFT	1	
	9	4046-13C0235	NUT-WHIZ, FLG 3/8 UNC GR.5	8	
	10	4024-22C2494	BOLT-WHIZ 3/8 X 3/4 UNC GR.5	5	
	11	4020-10C2332	SETSCR-HX SKT 5/16 X 3/8	1	
	12	38-108613	PULLEY-DRIVE "B" DB96-979 (INCL. 13-15)	1	
	13	7008-10-1406	PULLEY #DB-96-979(C/W SET SCREWS)	1	
MAY 14/08	14				
MAY 14/08	15	4020-10C2482	SETSCR-HX SKT 3/8 X 3/8	2	
AUG 12/10	16	4020-10C3162	SET SCREW HX-SKT 5/16 X 5/8	1	1941
AUG 12/10	17				
FEB 11/10	18	7100-39-8798	TRACTOR END-2700 HALF SHAFT C/W OVERRUNNING CLUTCH	1	1821
	19	7100-38-9837	FEMALE HALF SHAFT 1026	1	
	20	4024-22C2544	BOLT-WHIZ 3/8 X 3.0 FL THRD	1	
MAR 11/08	21	3330-00-0010	RUBBER GROMMET 1/2" ID	1	0140
	22	38-110598-1	SENSOR MOUNT BRACKET	1	
	23	M5 NUT	SUPPLIED WITH SENDEC METER	2	
	24	8500-00-0002	SENDEC METER MAGNET	1	
AUG 13/08	25	3895-00-0001	WIRE HOLD ADHESIVE BACK	1	

AUGER DRIVE GEARBOX SECTION

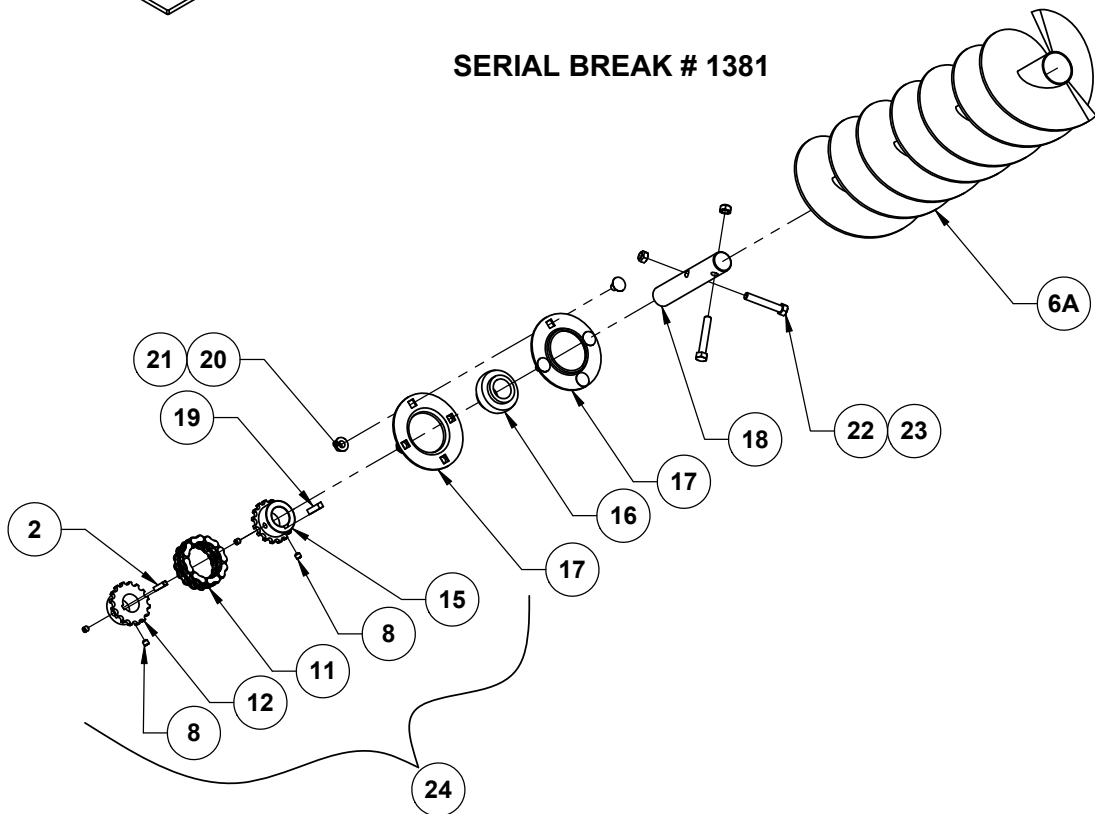


REVISED	NO	PART NUMBER	DESCRIPTION/NOTES	QTY	SERIAL #
	1	38-110044-1	GEARBOX CHAIN GUARD WELD	1	
	2				
	3				
	4	38-109341	KEY 5/16 X 5/16 X 1 3/8	1	
	5	38-104222	MOUNT SPACER	1	
	6	7015-00-6011	SPROCKET IDLER 06011F08	1	
	7	38-104221	SPACER	1	
	8	38-104220-1	IDLER ARM	1	
	9	6777-02-0008	IDLER CHAIN SPRING	1	
	10	7500-38-4540	GEARBOX-GKN GRAIN VAC 1 1	1	
	11	4003-22C2920	BLT-CARR 1/2 X 2 UNC GR. 5	1	
	12	38-110051-1	GUARD MOUNT BOLT - WELD	1	
MAY 17/10	13	4063-13C0200	NUT NYLON LOCK THIN 1/4 GR5 (SEE PART #28)	1	
MAY 17/10	14	38-112253	2700 SHEAR BOLT (SEE PART# 28)	1	
	15	7310-00-0008	CONNECTOR LINK #60 SINGLE	1	
	16	38-111567	2700 AUGER CHAIN #60 (C/W PART #15)	1	
MAY 17/10	17	7430-00-0001	SHEAR SPROCKET ASSEMBLY (INCL. 13, 14, 20)	1	
APR 13/09	18	4071M22C1030	BOLT-HEX 10MM X 30MM X 1.5P	4	
	19	4024-22C2148	BOLT-WHIZ 1/4 X 3/4 UNC GR. 5	2	
	20	6215-00-0614	GREASE ZERK - 1/4-28 STRAIGHT	1	
	21	38-110049-1	GEARBOX GUARD STOP	1	
	22	4030-21C0260	NUT-HEX 1/2 UNC PLTD GR. 5	2	
	23	5000-03-0500	WASHER - LOCK 1/2 DIA PLTD	2	
	24	5009-02-0500	WASHER FLAT 1/2 DIA USS	1	
	25	4046-13C0200	NUT-WHIZ FLG 1/4 UNC GR. 5	2	
	26	4001-22C2920	BOLT-HEX 1/2 X 2 UNC GR.5	1	
	27	5000M13-0393	WASHER-LOCK 10MM ZINC PLT	4	
JUN 09/10	28	38-112427	SHEAR BOLT KIT - 10 X PER PACKAGE - INCL. 10 PCS OF PART #13 14		

AUGER DRIVE AUGER SECTION
SERIAL BREAK # 0000 - 1380

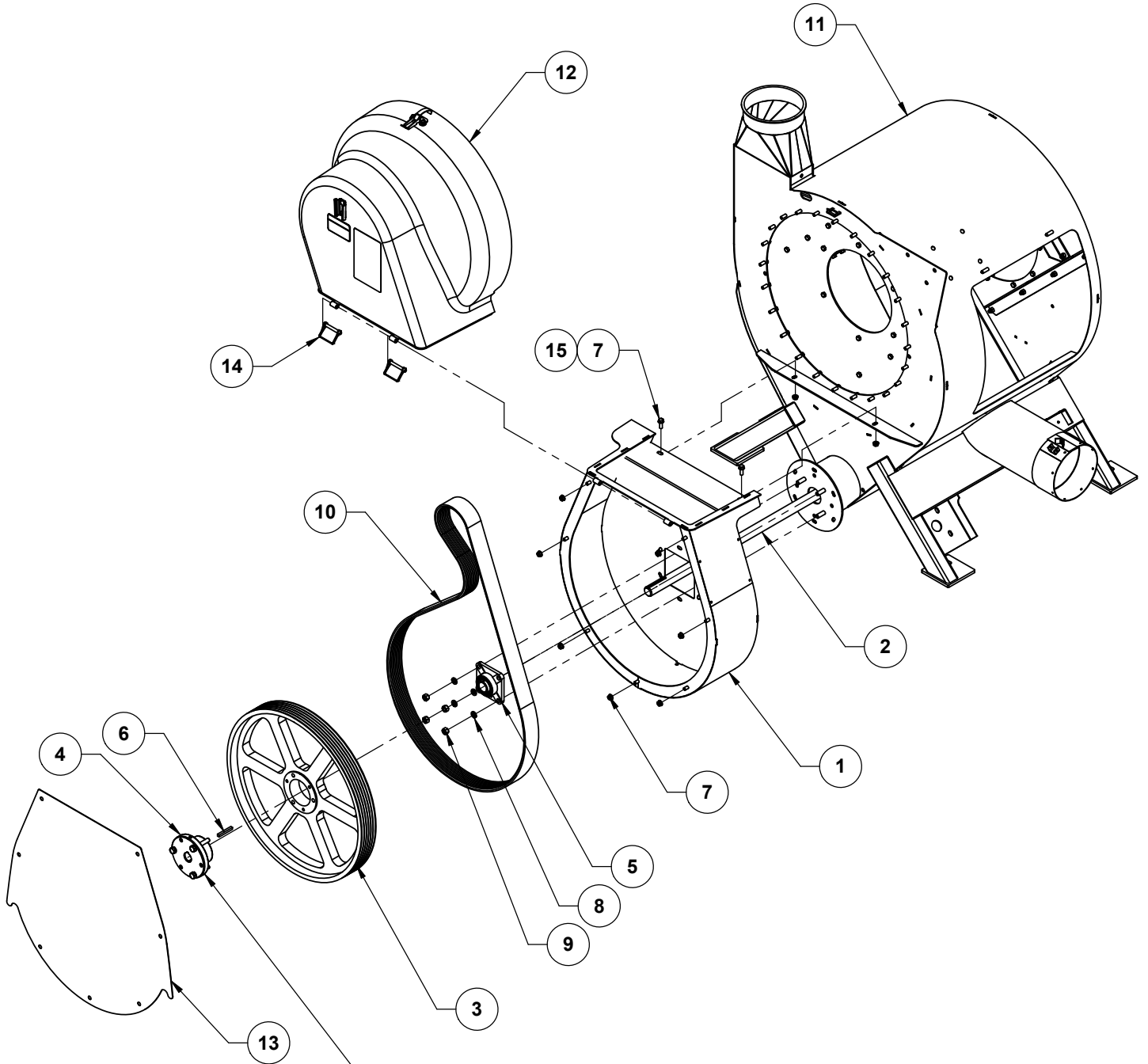


SERIAL BREAK # 1381



REVISED	NO	PART NUMBER	DESCRIPTION/NOTES	QTY	SERIAL #
JAN 09/12	1		BODY COMPLETE WELDMENT	1	
	2	38-109341	KEY 5/16 X 5/16 X 1 3/8	1	
APR 17/09	3	07-100517	KEY 1/4 X 1/4 X 1 3/8	1	0000 - 1380
APR 17/09	4	7222-01-2207	FLANGETTE-PF-207 MS-72	2	0000 - 1380
APR 17/09	5	7220-06-7104	BRG-BALL NTN# UC207-104D1	1	0000 - 1380
APR 17/09	6	38-111464	FLYTING LOWER - HD	1	0000 - 1380
APR 17/09	6A	38-111869	FLYTING LOWER BOLTED - HD	1	1381 +
APR 17/09	7	4020-10C2332	SETSCR-HX SKT 5/16 X 3/8	2	0000 - 1380
APR 17/09	8	4020-10C2482	SETSCR-HX SKT 3/8 X 3/8	4	(2PCS) 1381+
APR 17/09	9	4046-13C0235	NUT-WHIZ FLG 3/8 UNC GR.5	3	0000 - 1380
APR 17/09	10	4003-12C2494	BOLT-CARR 3/8 X 3/4 UNC GR.2	3	0000 - 1380
	11	6179-00-0002	CHAIN-COUPLER 5016	1	
	12	7020-00-0007	5016 COUPLER SPROCKET 1 3/8 BORE	1	
APR 17/09	13	7020-00-0004	5016 COUPLER SPROCKET 1 1/4 BORE	1	0000 - 1380
APR 17/09	14	38-109342	1 3/8 COUPLER SPROCKET ASSEMBLY (INCL. #7,8,11,12,13)	1	0000 - 1380
APR 17/09	15	7020-00-0006	5016 COUPLER SPROCKET 1 1/2 BORE	1	1381 +
APR 17/09	16	7220-00-8108	BRG-BALL UC208-108D1	1	1381 +
APR 17/09	17	7222-01-2208	FLANGETTE-PF-208	2	1381 +
APR 17/09	18	38-111787	AUGER DRIVE SHAFT BOLTED	1	1381 +
APR 17/09	19	48-107447	KEY 3/8 X 3/8 X 1 1/2	1	1381 +
APR 17/09	20	4046-13C0500	NUT-WHIZ FLG 1/2 UNC GR.5	4	1381 +
JUL 06/09	21	4003-22C2888	BLT-CARR 1/2 X 1 GR5 UNC	4	1381 +
APR 17/09	22	4001-22C2936	BOLT - HEX 1/2 X 3 GR5	2	1381 +
APR 17/09	23	4055-02C0260	NUT-LOCK UNI-TRQ 1/2 UNC	2	1381 +
APR 17/09	24	38-111870	1 1/2 COUPLER SPROCKET ASSEMBLY (INCL. #8,11,12,15,)	1	1381 +
	25				

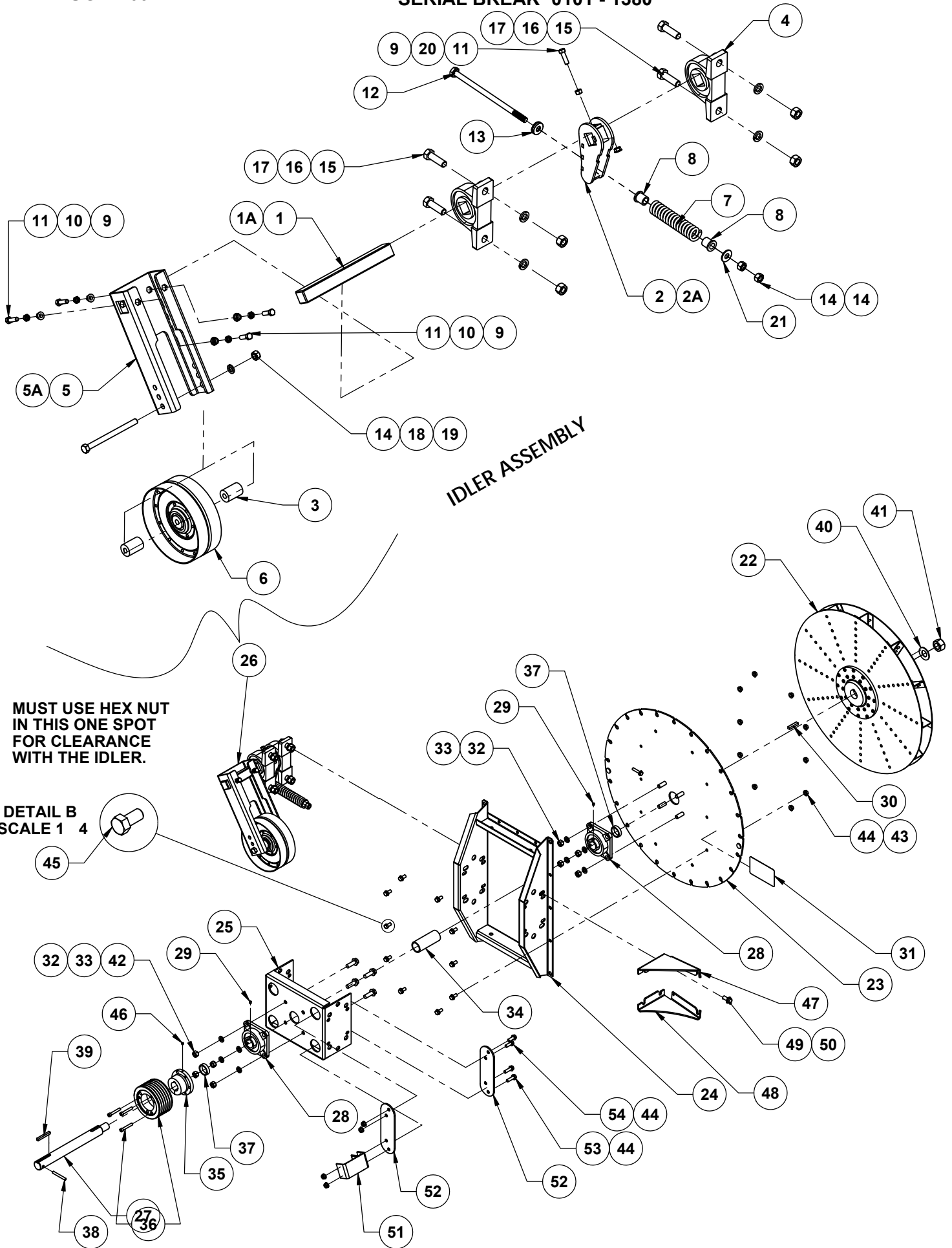
REAR PULLEY DRIVE



**NOTE BUSHING COMES COMPLETE WITH
3 BOLTS (1/2 X 2 3/4" HEX) 3 LOCK WASHERS**

REVISED	NO	PART NUMBER	DESCRIPTION/NOTES	QTY	SERIAL #
OCT 09/08	1	38-111517-1	LOWER REAR GUARD	1	
	2	38-109162	MAIN DRIVING SHAFT	1	
	3	38-108151	6 GROOVE, 3V, 25" OD, E BSHG	1	
MAY 06/09	4	38-108149	BSHG-QD E 1 3/8	1	
	5	7228-13-7106	BRG-UJELFU 207-106	1	
	6	07-100546	KEY 5/16 X 5/16 X 2 1/2	1	
OCT 09/08	7	4046-13C0235	NUT-WHIZ, FLG 3/8 UNC GR.5	9	
	8	5000-03-0500	WASHER - LOCK 1/2 DIA. PLTD	4	
	9	4030-21C0260	NUT-HEX 1/2 UNC PLTD GR.5	4	
	10	3306-00-0001	BELT 6R-3V X 1120 BAND	1	
	11	38-111475-13	2700 BODY	1	
	12	38-111534	GUARD REAR 2700 ASSM (SEE PAGE 20)	1	
APR 23/08	13	38-111516-1	BOLT ON COVER	1	
	14	6730-23-3244	PIN-LOCK 3/8 X 2 1/2	2	
OCT 09/08	15	4024-22C2502	BOLT-WHIZ 3/8 X 1 GR5	2	

ROTOR IDLER ASSEMBLIES
SERIAL BREAK 0101 - 1380



IDLER ASSEMBLY

REVISED	NO	PART NUMBER	DESCRIPTION/NOTES	QTY	SERIAL #
FEB 13/08	1	38-111503-99	ROTOR IDLER SHAFT - PLATED	1	0000 - 1020
NOV 26/08	1A	38-111697	ROTOR IDLER SHAFT	1	1021
FEB 13/08	2	38-111501-1	ROTOR IDLER SPRING ARM	1	0000 - 1020
NOV 26/08	2A	38-111702-1	2700 IDLER SPRING ARM - PAINT	1	1021
OCT 30/08	3	38-111504	ROTOR IDLER SPACER	2	
	4	7226-00-8209	BRG-UNIT NTL#GW209PPB8 IN A P209 P BLOCK	2	
FEB 13/08	5	38-111502-1	ROTOR IDLER MOUNT ARM	1	0000 - 1020
NOV 26/08	5A	38-111703-1	2700 IDLER BOX ARM - PAINT	1	1021
	6	7006-01-0580	PULLEY IDLER	1	
MAY 28/09	7	6777-02-0006	BELT TENSION SPRING	1	
	8	2125-00-0001	BRASS - FLANGED BUSHING	2	
	9	4046-13C0235	NUT-WHIZ, FLG 3/8 UNC GR.5	5	
AUG 19/08	10	4033-12C0235	NUT-JAM HEX 3/8" GR.5 UNC	4	
	11	4001-22C2510	BOLT HEX 3/8 X 1 1/4" UNC GR.5	5	
APR 07/08	12	4001-32C3014	BLT- HX 1/2 X 10 GR.8	1	
	13	5010-00-0007	WASHER SET SPHERICAL-1/2"	1	
	14	4030-21C0260	NUT-HEX 1/2 UNC PLTD GR.5	3	
	15	4001-22C3304	BLT - HX 5/8 X 2 GR5	4	
	16	5000-03-0625	WASHER-LOCK 5/8 DIA PLT	4	
	17	4030-21C0280	NUT-HEX 5/8 UNC PLTD UNC	4	
	18	4001-22C2988	BLT-HEX 1/2 X 6 1/2 UNC GR.5	1	
	19	5000-03-0500	WASHER - LOCK 1/2 DIA. PLTD.	1	
AUG 19/08	20	4030-21C0235	NUT HEX 3/8" GR.5 UNC	1	
FEB 17/09	21	5009-02-0500	WASHER-FLAT 1/2 DIA. USS	1	

ROTOR ASSEMBLY

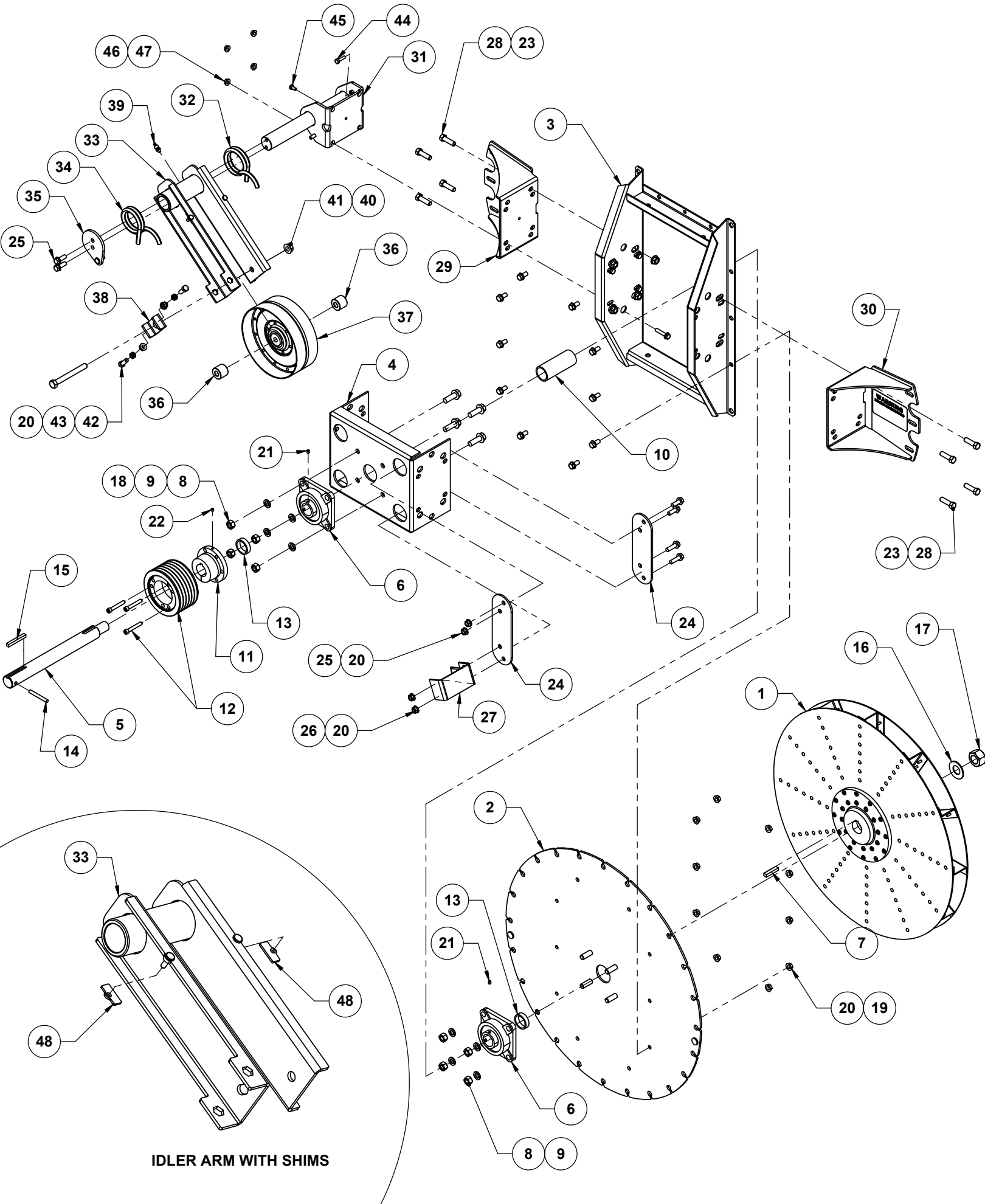
REVISED	NO	PART NUMBER	DESCRIPTION/NOTES	QTY	SERIAL #
FEB 17/09	22	38-111525	2700 BALANCE ROTOR	1	
FEB 17/09	23	38-111526-1	2700 ROTOR COVER PLATE	1	
FEB 17/09	24	38-111527-1	2700 ROTOR DRIVE	1	
FEB 17/09	25	38-111528-1	2700 BEARING MOUNT	1	
FEB 17/09	26	38-111520	2700 IDLER ASSEMBLY (INCL. 1-20)	1	
FEB 17/09	27	38-111529	2700 ROTOR SHAFT	1	
FEB 17/09	28	7228-06-7106	BRG-UNIT NTN#UCF207-106D1 (COMES COMPLETE WITH 4020-10F2134. QTY OF 2)	2	
FEB 17/09	29	4020-10F2134	SETSCREW-SKT 1/4-28 5/16 CUP PNT	1	
FEB 17/09	30	38-111530	KEY 3/8 X 5/16 X 1 3/4	1	
FEB 17/09	31	9005-38-0125	DECAL - MISSING GUARD HAZARD	1	
FEB 17/09	32	4030-21C0260	NUT-HEX 1/2 UNC PLTD GR.5	8	
FEB 17/09	33	5000-03-0500	WASHER - LOCK 1/2 DIA. PLTD.	8	
FEB 17/09	34	38-111507	2700 ROTOR BEARING SPACER - 4.195" LONG	1	
FEB 17/09	35	38-108148	BSHG-QD SK 1 3/8	1	
FEB 17/09	36	38-110401	SHEAVE-3V 6 GROOVE 5.19 (COMES COMPLETE WITH 5/16 X 2 BOLTS. QTY OF 3)	1	
FEB 17/09	37	38-111508	2700 ROTOR SHEAVE SPACER -0.438 LONG	2	
FEB 17/09	38	6777-02-0056	ROTOR LOCKING PIN	1	
FEB 17/09	39	07-100546	KEY 5/16 X 5/16 X 2 1/2	1	
FEB 17/09	40	5010-00-0010	WASHER-BELLEVILLE 1 X 2 X 0.097	1	
FEB 17/09	41	4030-S1-1000	NUT-HEX 1" UNS PLTD - GR5	1	
FEB 17/09	42	4024-22C0515	BOLT-WHIZ 1/2 X 1 1/2 GR 5	4	
FEB 17/09	43	4024-22C2494	BOLT-WHIZ 3/8 X 3/4 UNC GR.5	13	
APR. 27/09	44	4046-13C0235	NUT-WHIZ, FLG 3/8 UNC GR.5	18	
FEB 17/09	45	4001-22C2494	BOLT-HEX 3/8 X 3/4 UNC GR.5	1	
FEB 17/09	46	4020-10C2132	SETSCREW-HX SKT 1/4 X 1/4-20 UNC	1	
APR. 8/09	47	38-111864-1	ROTOR GUSSET TOP PAINT	1	1260 - 1380
APR. 8/09	48	38-111865-1	ROTOR GUSSET BOTTOM PAINT	1	1260 - 1380
APR. 8/09	49	4024-22C2675	BOLT-WHIZ 7/16 X 1 UNC GR.5	4	1260 - 1380
APR. 8/09	50	4046-13C0250	NUT-WHIZ FLG 7/16 UNC GR.5	4	1260 - 1380
APR. 27/09	51	38-111879	BELT GUIDE WELD	1	1260 - 1380
APR. 27/09	52	38-111880	FRONT CLAMP	2	1260 - 1380
APR. 27/09	53	4001-22C2510	BOLT HEX 3/8 X 1 1/4" UNC GR.5	2	1260 - 1380
APR. 27/09	54	4001-22C2502	BOLT HEX 3/8 X 1" UNC GR.5	2	1260 - 1380

3890-00-0002

NEOPRENE 1/8 X 3/8 50 ROLL

7.33 PER FOR SEAL BETWEEN REAR COVER PLATE BODY

ROTOR IDLER ASSEMBLIES
SERIAL BREAK 1381



ROTOR IDLER ASSEMBLIES
SERIAL BREAK 1381

2700- PAGE 12-1A
REV. SEP 24/09

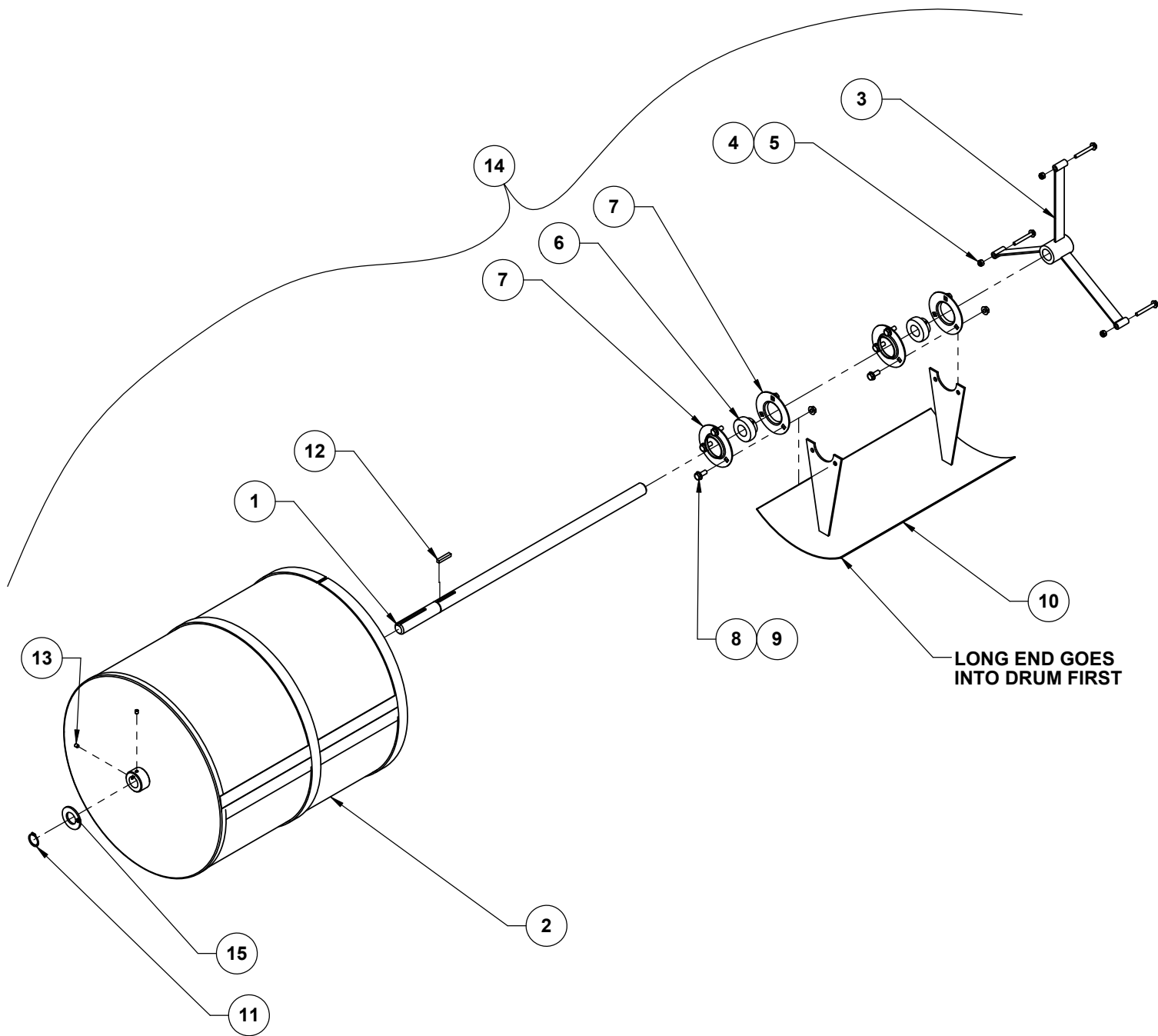
IDLER ASSEMBLY

REVISED	NO	PART NUMBER	DESCRIPTION/NOTES	QTY	SERIAL #
	1	38-111525	2700 BALANCE ROTOR	1	
	2	38-111526-1	2700 ROTOR COVER PLATE	1	
	3	38-111527-1	2700 ROTOR DRIVE	1	
	4	38-111528-1	2700 BEARING MOUNT	1	
	5	38-111529	2700 ROTOR SHAFT	1	
	6	7228-06-7106	BRG-UNIT NTN#UCF207-106D1 (COMES COMPLETE WITH 4020-10F2134. QTY OF 2)	2	
	7	38-111530	KEY 3/8 X 5/16 X 1 3/4	1	
	8	4030-21C0260	NUT-HEX 1/2 UNC PLTD GR.5	8	
	9	5000-03-0500	WASHER - LOCK 1/2 DIA. PLTD.	8	
	10	38-111507	2700 ROTOR BEARING SPACER - 4.195" LONG	1	
	11	38-108148	BSHG-QD SK 1 3/8	1	
	12	38-110401	SHEAVE-3V 6 GROOVE 5.19 (COMES COMPLETE	1	
	13	38-111508	2700 ROTOR SHEAVE SPACER -0.438 LONG	2	
	14	6777-02-0056	ROTOR LOCKING PIN	1	
	15	07-100546	KEY 5/16 X 5/16 X 2 1/2	1	
	16	5010-00-0010	WASHER-BELLEVILLE 1 X 2 X 0.097	1	
	17	4030-S1-1000	NUT-HEX 1" UNS PLTD - GR5	1	
	18	4024-22C0515	BOLT-WHIZ 1/2 X 1 1/2 GR 5	4	
	19	4024-22C2494	BOLT-WHIZ 3/8 X 3/4 UNC GR.5	9	
	20	4046-13C0235	NUT-WHIZ, FLG 3/8 UNC GR.5	16	
	21	4020-10F2134	SETSCREW-SKT 1/4-28 5/16 CUP PNT	1	
	22	4020-10C2132	SETSCREW-HX SKT 1/4 X 1/4-20 UNC	1	
	23	4046-13C0250	NUT-WHIZ FLG 7/16 UNC GR.5	8	
	24	38-111880	FRONT CLAMP	2	
SEP. 23/09	25	4024-22C2502	BOLT- WHIZ 3/8 X 1" UNC GR.5	4	
SEP. 23/09	26	4024-22C2510	BOLT-WHIZ 3/8 X 1 1/4" UNC GR.5	2	
	27	38-111879-1	BELT GUIDE PAINT	1	
	28	4001-22C2690	BLT - HEX 7/16 X 1 1/2 GR.5 UNC PLTD	8	
	29	38-111978-1	IDLER GUSSET TAPPED PAINT	1	
	30	38-111977-1	IDLER GUSSET PAINT	1	
	31	38-111982-1	SHAFT MOUNT PAINT	1	
	32	38-111991-1	2700 IDLER TORS. SPRING INSIDE PAINT	1	
	33	38-111981-1	IDLER ARM PAINT	1	
	34	38-111992-1	2700 IDLER TORS. SPRING OUTSIDE PAINT	1	
	35	38-111988-1	RETAINER PLATE PAINT	1	
	36	38-111984	FLAT SPACER	2	
	37	7006-01-0580	PULLEY IDLER	1	
	38	38-111985-1	PUSHER BLOCK PAINT	1	
	39	6215-00-0614	GREASE ZERK - 1/4-28 STR.	1	
	40	4001-22C2960	BLT-HX 1/2 X 4 1/2 GR.5	1	
	41	4046-13C0500	NUT-WHIZ, FLG 1/2 UNC GR.5	1	
SEP. 23/09	42	4001-22C2502	BLT HEX 3/8 X 1 GR.5	2	
	43	4033-12C0235	NUT-JAM HEX 3/8" GR.5 UNC	2	
	44	4001-22C2156	BOLT HEX 1/4 X 1 UNC GR.5	2	
	45	4001-22C2140	BOLT HEX 1/4 X 1/2 GR5	1	
	46	4024-22C2369	BLT-WZ 5/16 X 1 1/2 GR5	4	
	47	4046-13C0220	NUT-WHIZ, FLG 5/16 UNCGR.5	4	
SEP. 24/09	48	2430-01-1099	TORS. IDLER SHIM	2	

3890-00-0002

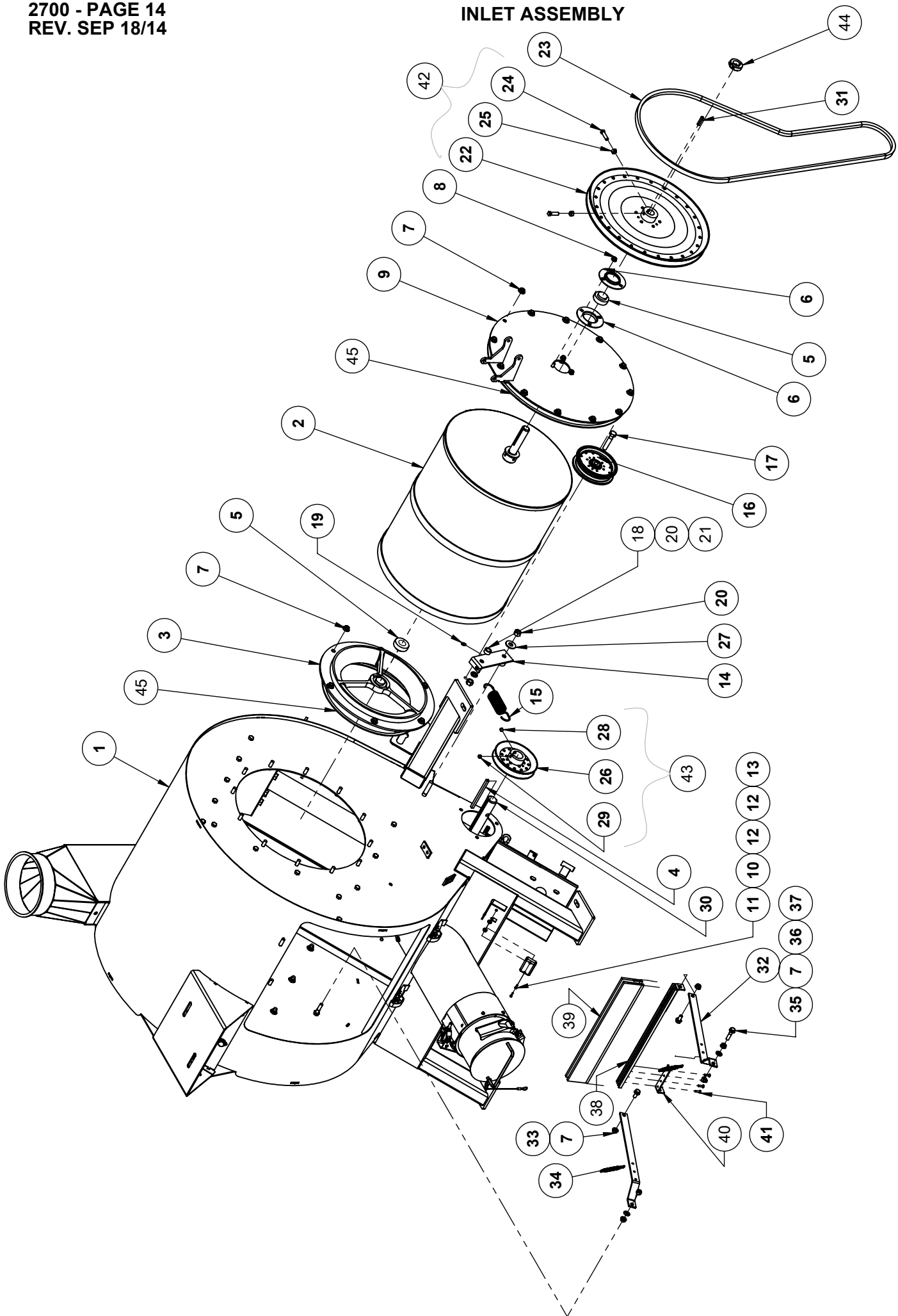
NEOPRENE 1/8 X 3/8 50 ROLL
7.33 PER FOR SEAL BETWEEN REAR COVER PLATE BODY

DRUM ASSEMBLY



REVISED	NO	PART NUMBER	DESCRIPTION/NOTES	QTY	SERIAL #
	1	38-111509	DRUM SHAFT	1	
	2	38-111495	2700 DRUM WELD	1	
	3	38-111498	2700 DRUM CENTER WELDMENT	1	
	4	4024-22C2225	BOLT-WHIZ 1/4 X 2 UNC GR.5	3	
	5	4049-13C0200	NUT-NY LOCK 1/4 UNC GR.5	3	
	6	7217-01-0003	BRG-BALL KINECOR#AS205-100	2	
	7	7222-01-2205	FLANGETTE-PF-205 MS-52	4	
	8	4024-22C2344	BOLT-WHIZ 5/16 X 3/4 UNC GR.5	6	
	9	4046-13C0220	NUT-WHIZ, FLG 5/16 UNC GR.5	6	
	10	38-111587	CUT OFF WELD	1	
	11	5860-30-0100	SNAPRING-EXT 1 DIA	1	
	12	07-100517	KEY 1/4 X 1/4 X 1 3/8	1	
	13	4020-10C2329	SETSCR-HX SKT 5/16" X 1/4"	2	
	14	38-111494	2700 DRUM ASSEMBLY (INCL. 1 - 13)		
AUG 14/08	15	5012-02-1000	WASHER FLAT 1" SAE	1	

INLET ASSEMBLY

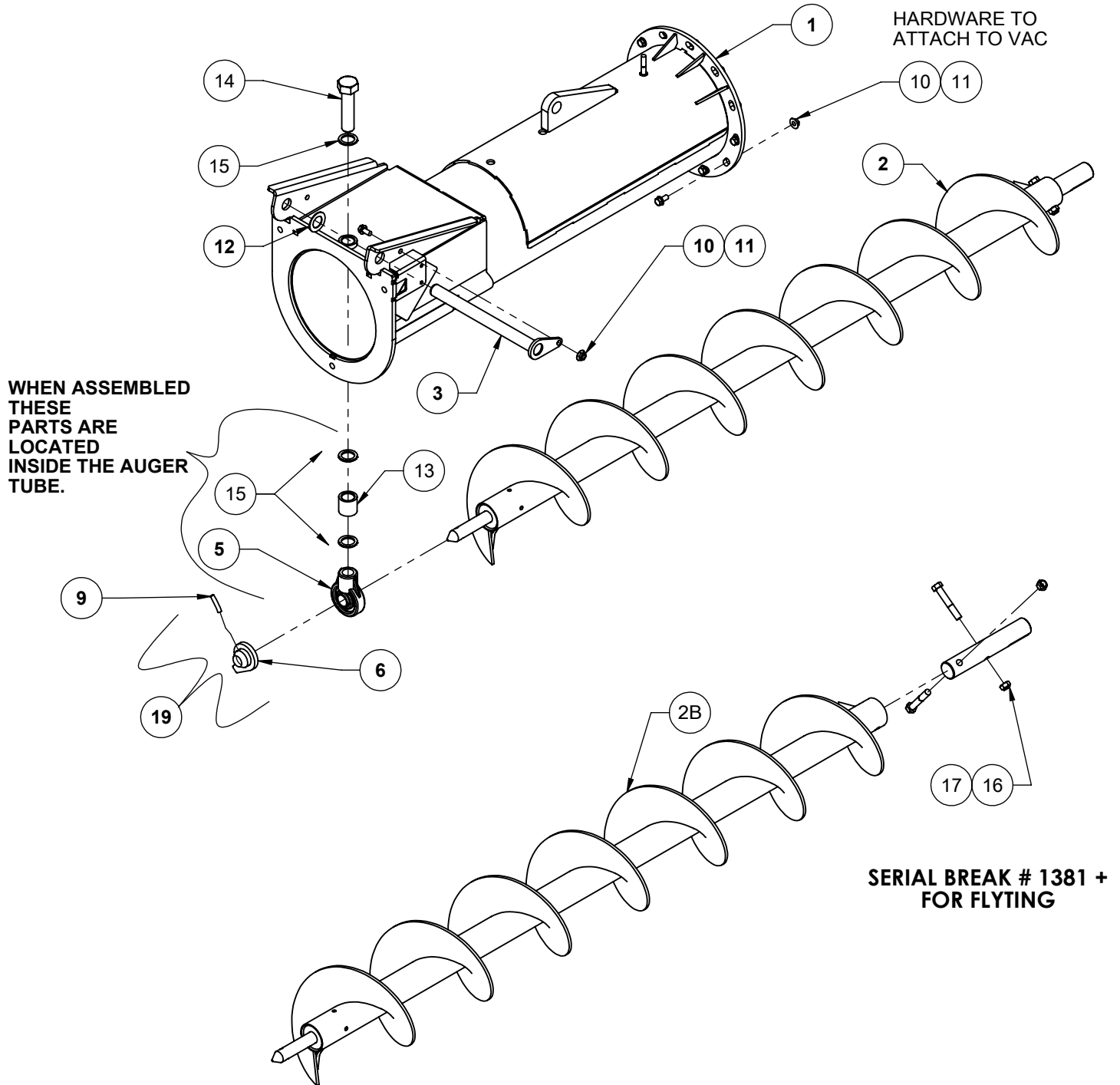


REVISED	NO	PART NUMBER	DESCRIPTION/NOTES	QTY	SERIAL #
	1	38-111475-13	2700 BODY	1	
	2	38-111494	DRUM ASSEMBLY	1	
	3	38-111496	2700 MACHINED INLET	1	
	4	38-104133	KEY 5/16" X 5/16" X 4 1/4"	1	
	5	7220-10-5160	BRG-BALL NTL#SA205-16G	2	
	6	7222-01-2205	FLANGETTE-PF-205 MS-52	2	
	7	4046-13C0235	NUT-WHIZ FLG 3/8 UNC GR.5	22	
	8	4046-13C0220	NUT-WHIZ FLG 5/16 UNC GR.5	3	
	9	38-111566-1	2700 FRONT PLATE WELD	1	
	10	8500-00-0001	TACH-SENDEC HOUR METER	1	
	11	4880-15F2275	SCREW-MACHINE #6-32 X 3/4"	2	
	12	5016-00-0500	BONDED SEALING WASHER	4	
	13	4042-02F0632	NUT-MACHINE #6-32	2	
	14	38-104145-1	IDLER ARM WELDMENT	1	
	15	6777-02-0001	IDLER SPRING	1	
	16	7006-02-0550	PULLEY-IDLER-BCF192-008ZP	1	
	17	4001-22C2920	BOLT-HEX 1/2" X 2" UNC GR.5	1	
	18	38-104221	SPACER	1	
	19	6215-01-0614	GREASE ZERK - 1/4"-DRV. STR.	1	
	20	4030-21C0260	NUT-HEX 1/2" UNC PLTD GR.5	2	
	21	5000-03-0500	WASHER-LOCK 1/2" DIA. PLTD	1	
	22	7008-10-1017	PULLEY-DRIVE-"B"DB272-501	1	
	23	3305-16-2391	BELT "V" BX-91	1	
	24	4018-10C2502	SETSCR-SQ HD 3/8" X 1 1/4"	2	
	25	4030-21C0235	NUT-HEX 3/8" UNC PLTD GR.5	2	
	26	7008-10-1406	PULLEY #DB-96-979 (C/W SET SCREWS)	1	
	27	5009-02-0500	WASHER-FLAT 1/2" DIA. USS	1	
	28	4020-10C2482	SETSCR-HX SKT 3/8" X 3/8"	1	
	29	4020-10C2481	SETSCR-HX SKT 3/8" X 1/4"	1	
	30	38-109162	MAIN DRIVE SHAFT	1	
	31	07-100517	KEY 1/4" X 1/4" X 1 3/8"	1	
	32	38-111531	2700 BRUSH ATTACHMENT	2	
	33	4024-22C2494	BOLT-WHIZ 3/8" X 3/4" UNC GR.5	2	
	34	6777-02-0008	IDLER CHAIN SPRING	2	
	35	4024-22C2518	BOLT-WHIZ 3/8" X 1 1/2" UNC GR.5	1	
	36	5012-02-0375	WASHER-FLAT 3/8" DIA SAE	2	
	37	4049-13C0235	NUT-NY LOCK 3/8" UNC GR.5	2	
	38	38-104557	BRUSH HOLDER	1	
	39	0049-00-0001	BRUSH SB-MS 18" PP-MS18	2	
	40	38-104555	BRUSH MOUNT BRACKET	2	
	41	6755-00-0613	RIVET - MONOBOLT 2771-0613	8	
MAR 24/08	42	38-104181	PULLEY-DB-272-501(INCL. 22, 24, 25)		
MAR 24/08	43	38-108613	PULLEY #DB-96-979 (C/W SET SCREWS) (INCL. 26, 28 29)		
JUL 03/09	44	7225-00-0002	SPLIT LOCK COLLAR - 1" X 0.50"	1	
SEP 16/14	45	3890-00-0002	NEOPRENE 1/8 X 3/8	1	

3890-00-0002

NEOPRENE 1/8 X 3/8 50 ROLL
5 PER FOR SEAL BETWEEN FRONT PLATE
BODY
3.75 PER FOR SEAL BETWEEN MACHINED
INLET PARTITION PLATE

LOWER AUGER ASSEMBLY
SERIAL BREAK # 0000 - 1700

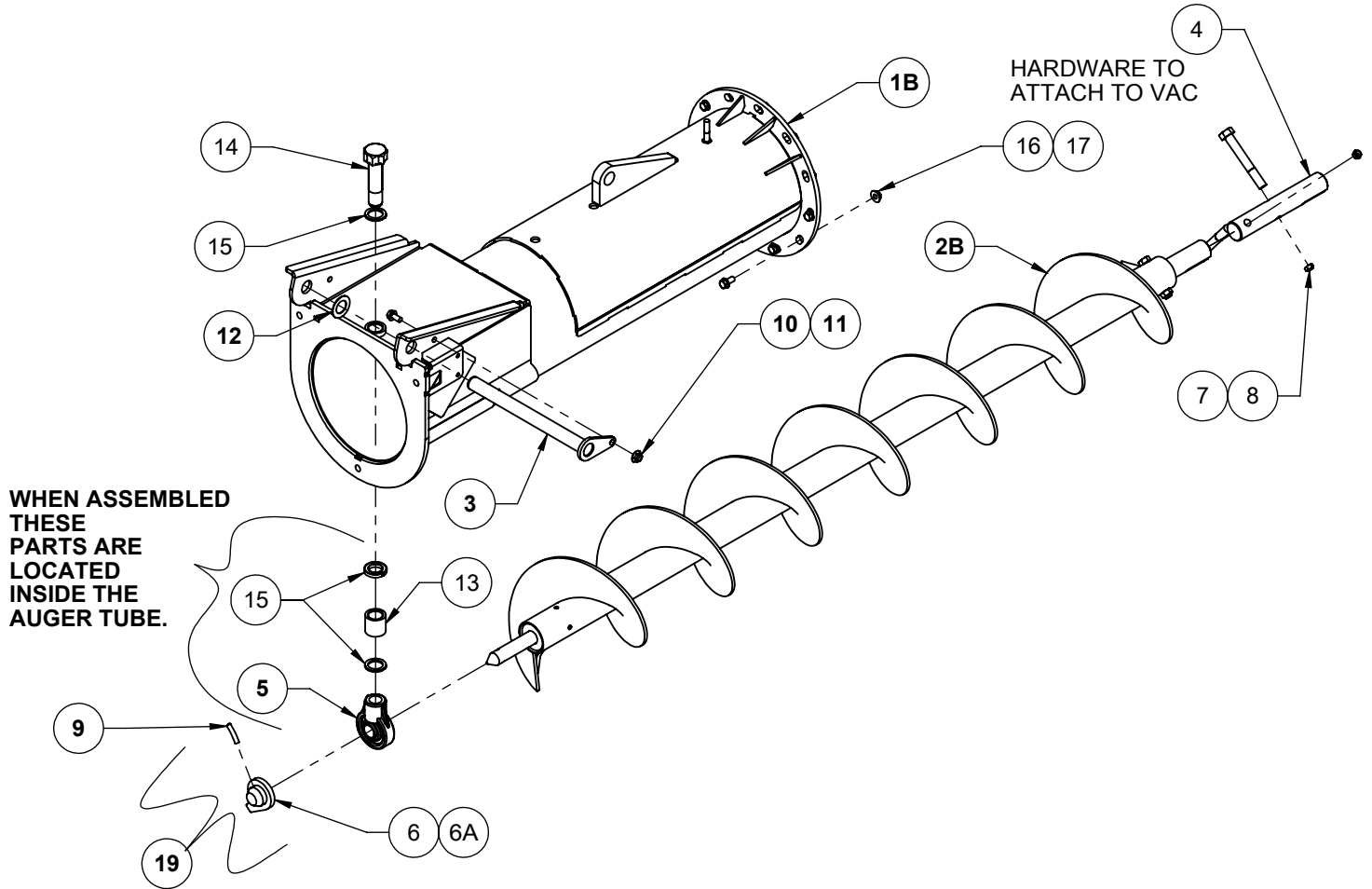


LOWER AUGER SECTION ASSEMBLY
SERIAL BREAK # 0000 - 1700

2700- PAGE 15A
REV. APR 16/15

REVISED	NO	PART NUMBER	DESCRIPTION/NOTES	QTY	SERIAL #
JAN 19/10	1	38-111700-13	LOWER AUGER TUBE	1	0000 - 1700
JUL 06/09	2	P38-111464	FLYTING HD - LOWER - CHROME SURFACED	1	0000 - 1380
JUL 06/09	2B	P38-111869	FLYTING HD - LOWER BOLTED- CHROME SURF.	1	1381 +
	3	38-111395-99	1" AUGER PIN - WELD	1	
	4	38-111449	2700 HANGAR SPACER	1	
NOV 19/10	5	7230-05-5100	BRG-UNIT NTL#UCHB205-100D1-04	1	
	6	38-105137	WELDMENT-CONNECT HUB	1	
	7	4001-32F7946	BLT-HEX 1 X 4 UNS GR.8 14TPI	1	
	8	5000-03-1000	WASHER LOCK 1"	1	
	9	38-105139	5/16 SPRING STEEL PIN	1	
FEB 01/08	10	4024-22C2510	BOLT-WHIZ 3/8 X 1 1/4 UNC GR.5	9	
FEB 01/08	11	4046-13C0235	NUT-WHIZ, FLG 3/8 UNC GR.5	13	
MAY 20/08	12	5018-11-1250	SHIM-STL.- 1.031" X 1.750" X 0.06"	1	
MAR 03/09	13	38-111695	1" HANGAR BOSS	1	0861 +
OCT 23/08	14	4001-32S7946	BLT-HEX 1 X 4 UNS GR.5 14TPI	1	0861 +
OCT 23/08	15	5010-00-0009	WASHER-NORD LOCK 1" X 1 3/16, 2 PART	3	0861 +
JUL 06/09	16	4001-22C2936	BOLT - HEX 1/2 X 3 GR. 5	2	1381 +
JUL 06/09	17	4055-02C0260	NUT- LOCK UNI-TRQ 1/2 UNC	2	1381 +
JUL 06/09	18	38-111450	2700 LOWER AUGER ASSEMBLY (INCL. 1 - 17) NOTE: (ONLY 1PC OF PARTS 10 & 11 INCL.IN ABOVE ASSM.)		
	19	38-111586	DRIVE LUG KIT (INCL. #6,#9)		
OCT 23/08	20	38-111630	BEARING HANGER KIT (INCL. #4, 5, 7 & 8)		0000 - 0860
OCT 23/08	20A	38-111698	BEARING HANGER KIT (INCL. #5, 13, 14 & 15)		0861 +

LOWER AUGER ASSEMBLY
SERIAL BREAK # 1701+

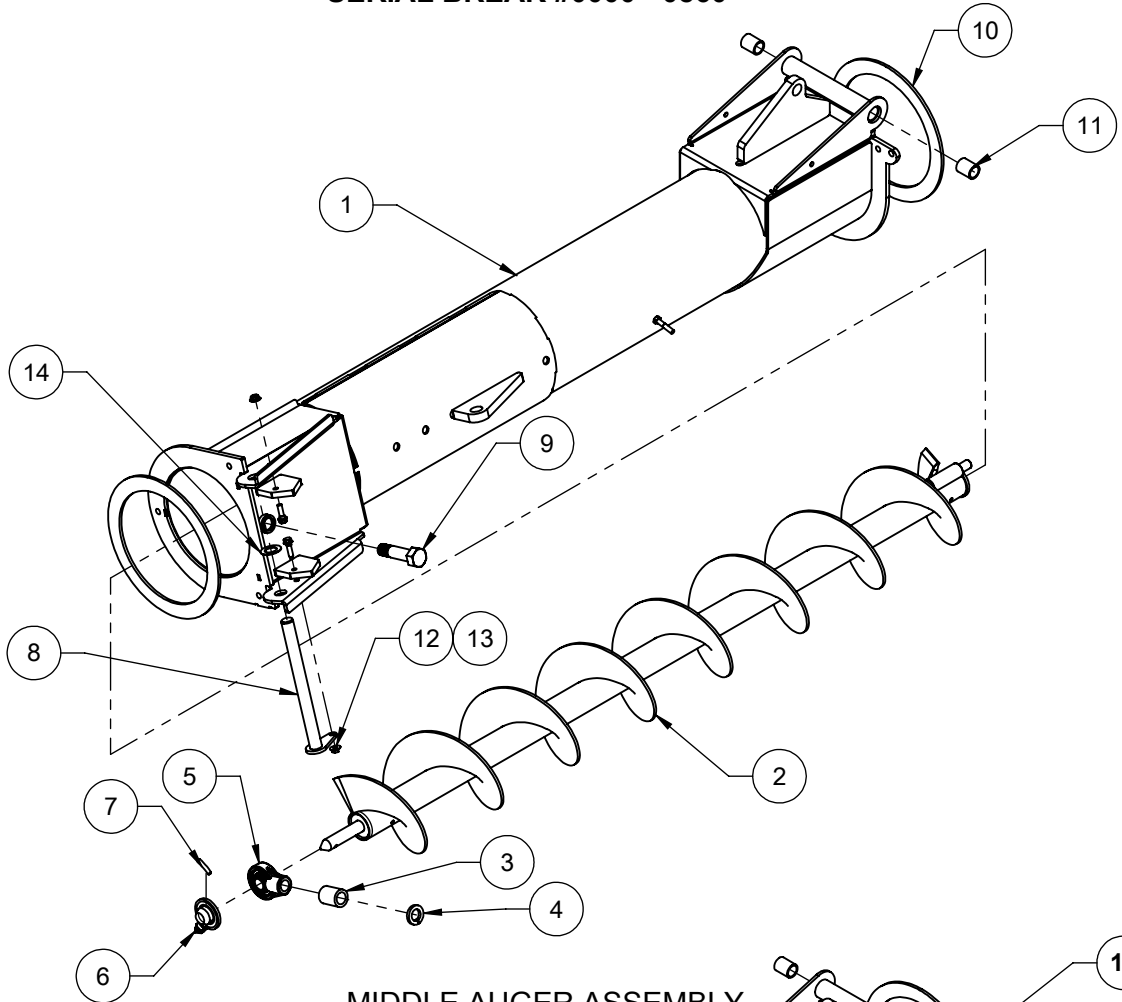


LOWER AUGER SECTION ASSEMBLY
SERIAL BREAK # 1701 +

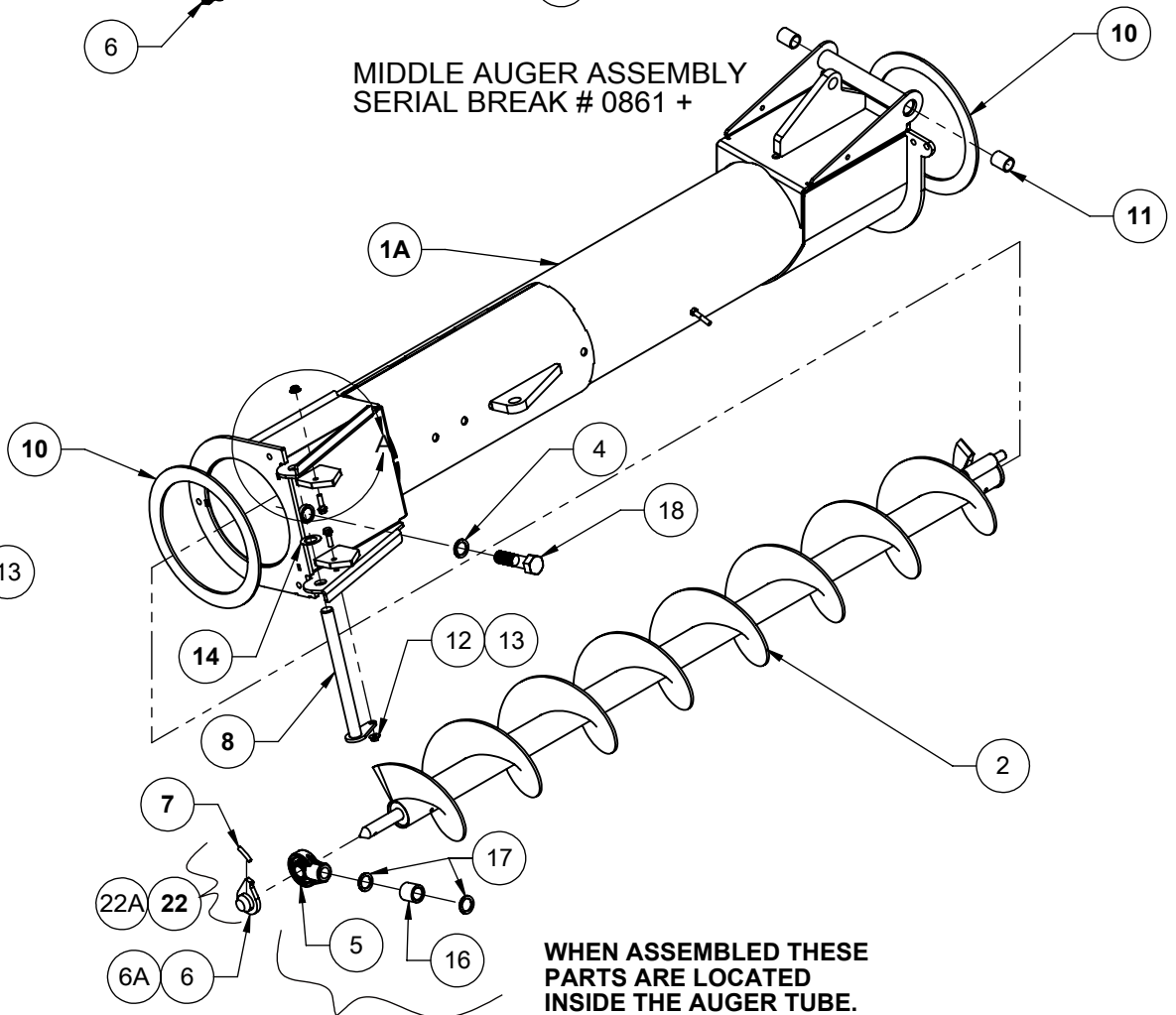
2700- PAGE 15A-1
REV. APR 16/15

REVISED	NO	PART NUMBER	DESCRIPTION/NOTES	QTY	SERIAL #
	1B	38-112278-13	LOWER AUGER TUBE	1	1701 +
	2B	P38-111869	FLYTING HD - LOWER BOLTED- CHROME SURF.	1	1381 +
	3	38-111395-99	1" AUGER PIN - WELD	1	
	4	38-111787	AUGER DRIVE SHAFT BOLTED	1	1381 +
NOV 19/10	5	7230-05-5100	BRG-UNIT NTL#UCHB205-100D1-04	1	
	6	38-105137	WELDMENT-CONNECT HUB	1	0000 - 2060
JULY22/14	6A		CONNECT ASSEMBLY(FOR SPARE PARTS, SEE PART # 19A)	1	2061 +
	7	4001-22C2936	BOLT - HEX 1/2 X 3 GR. 5	2	1381 +
	8	4055-02C0260	NUT- LOCK UNI-TRQ 1/2 UNC	2	1381 +
	9	38-105139	5/16 SPRING STEEL PIN	1	
	10	4024-22C2510	BOLT-WHIZ 3/8 X 1 1/4 UNC GR.5	1	1701 +
	11	4046-13C0235	NUT-WHIZ, FLG 3/8 UNC GR.5	1	1701 +
	12	5018-11-1250	SHIM-STL.- 1.031" X 1.750" X 0.06"	1	
	13	38-111695	1" HANGAR BOSS	1	0861 +
	14	4001-32S7946	BLT-HEX 1 X 4 UNS GR.5 14TPI	1	0861 +
	15	5010-00-0009	WASHER-NORD LOCK 1" X 1 3/16, 2 PART	3	0861 +
	16	4024-22C0512	BOLT WHIZ 1/2 X 1 1/4 GR 5	8	1701 +
	17	4046-13C0500	NUT-WHIZ FLG 1/2 GR 5	12	1701 +
	18	38-111450	2700 LOWER AUGER ASSEMBLY (INCL. 1 - 17) NOTE: (ONLY 1PC OF PARTS 10 & 11 INCL.IN ABOVE ASSM.)		
JULY 11/14	19	38-111586	DRIVE LUG KIT (INCL. #6,#9)		0000 - 2060
JULY 11/14	19A	38-112482	DRIVE LUG KIT (INCL. #6A,#9)		2061 +
	20A	38-111698	BEARING HANGER KIT (INCL. #5, 13, 14 & 15)		0861 +

MIDDLE AUGER ASSEMBLY
SERIAL BREAK #0000 - 0860



MIDDLE AUGER ASSEMBLY
SERIAL BREAK # 0861 +

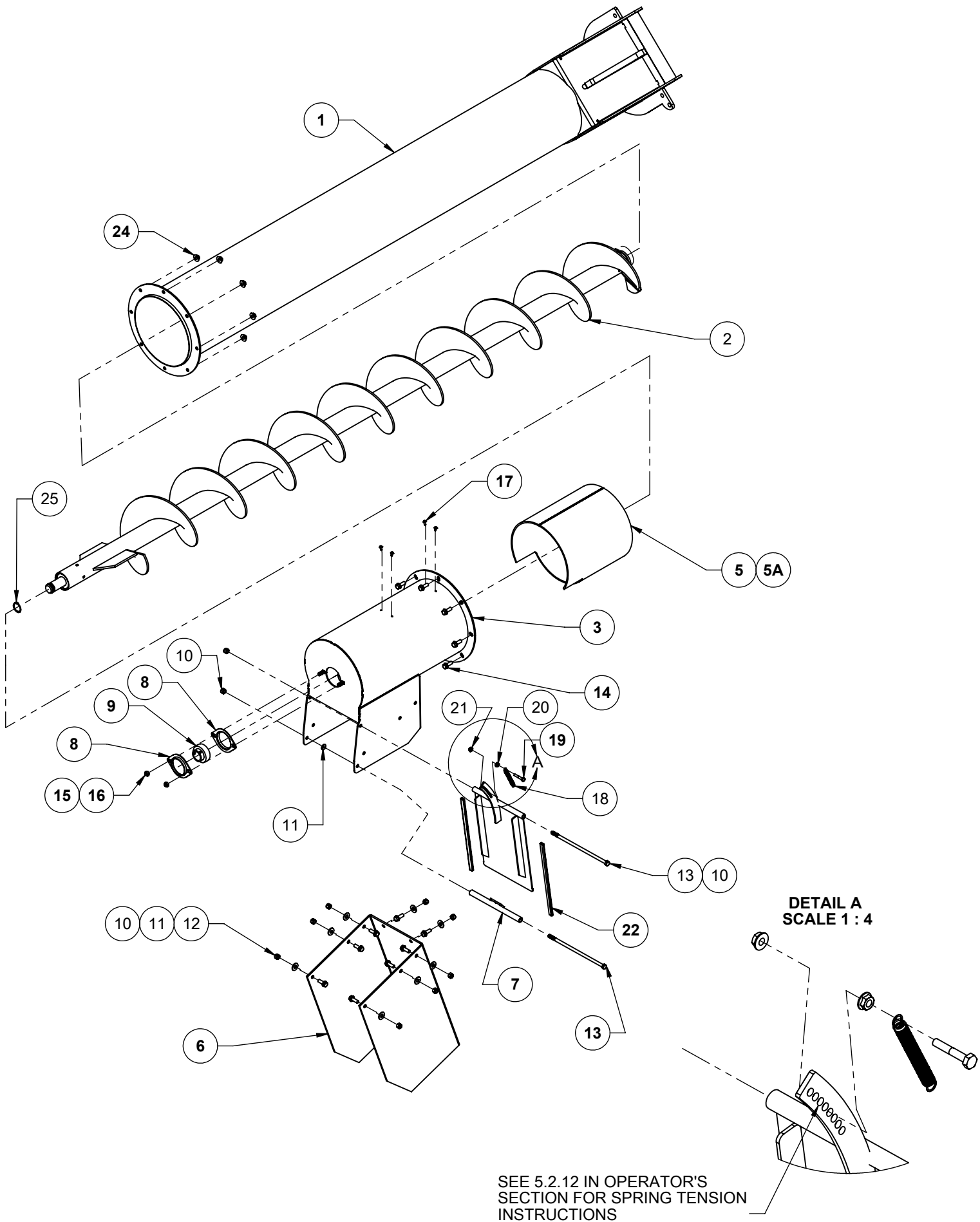


DETAIL A
SCALE 1 : 12

WHEN ASSEMBLED THESE
PARTS ARE LOCATED
INSIDE THE AUGER TUBE.

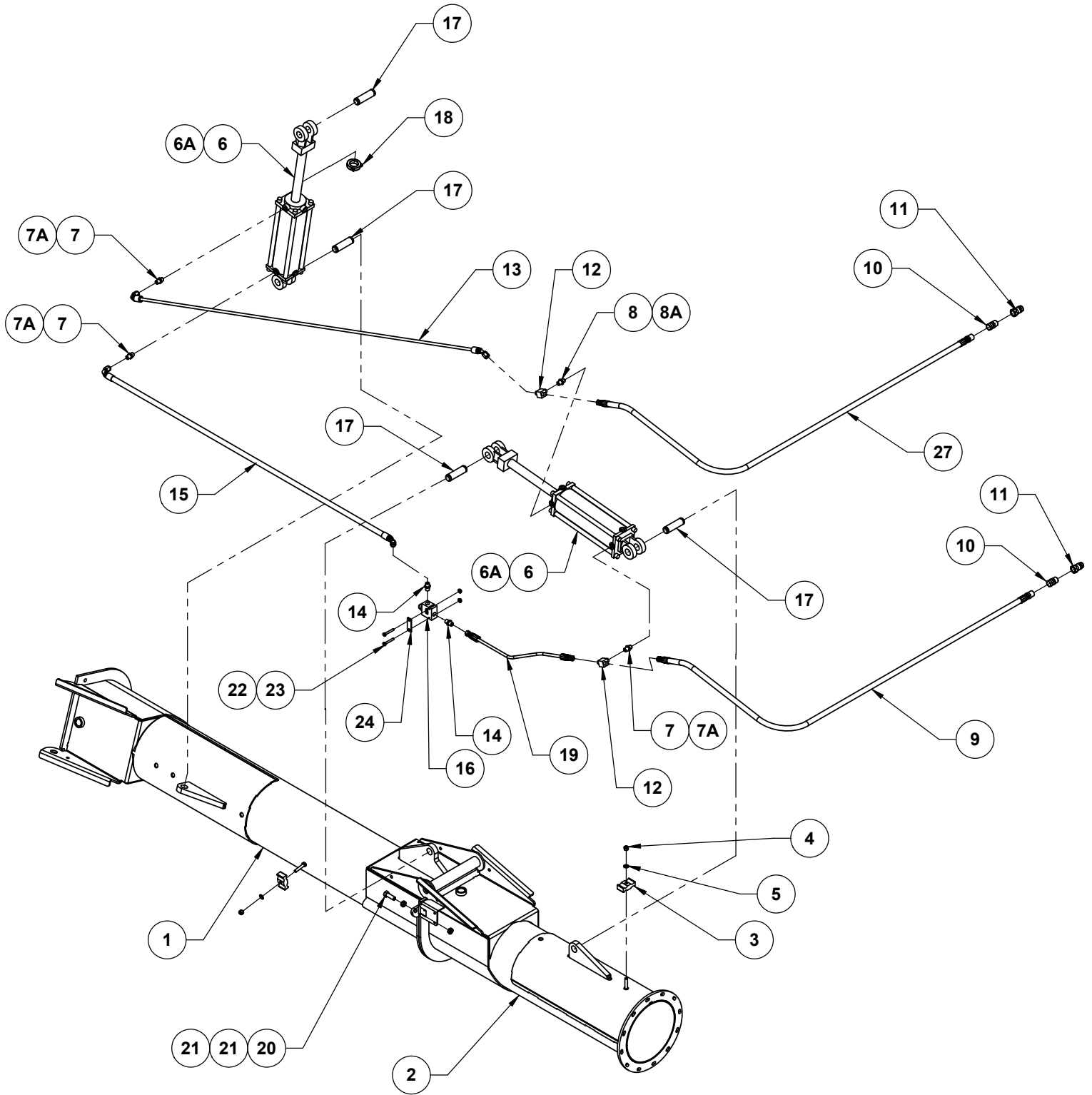
REVISED	NO	PART NUMBER	DESCRIPTION/NOTES	QTY	SERIAL #
FEB 14/08	1	38-111417-13	MIDDLE AUGER TUBE	1	0000 - 0860
OCT 23/08	1A	38-111701-13	MIDDLE AUGER TUBE	1	0861
SEP 23/14	2	38-112616	MIDDLE FLYTING W DOG PIN	1	
OCT 23/08	3	38-111449	2700 HANGER SPACER	1	0000 - 0860
OCT 23/08	4	5000-03-1000	WASHER LOCK 1"	1	0000 - 0860
NOV 19/10	5	7230-05-5100	BRG-UNIT NTL#UCHB205-100D1-04	1	
	6	38-105137	WELDMENT-CONNECT HUB	1	0000 - 2060
JUN 28/10	6A	38-112269	CONNECT ASSEMBLY	1	2061
	7	38-105139	5/16 SPRING STEEL PIN	1	
	8	38-111395	1" AUGER PIN - WELD	1	
OCT 23/08	9	4001-32F7946	BLT-HEX 1 X 4 UNS GR.8 14TPI	1	0000 - 0860
JAN 28/10	10	3890-00-0021	NEOPRENE 10 3/8" X 13 X 1/4"	2	
	11	3721-00-0003	2700 AUGER BUSHING	2	
SEP 12/08	12	4024-22C2518	BOLT-WHIZ 3/8 X 1 1/2 UNC GR.5	2	
SEP 12/08	13	4046-13C0235	NUT-WHIZ, FLG 3/8 UNC GR.5	2	
MAY 20/08	14	5018-11-1250	SHIM-STL.- 1.031" X 1.750" X 0.06"	1	
SEP 12/08	15	38-111692-1	HINGE STOPPER	2	0661
MAR 03/09	16	38-111695	1" HANGAR BOSS	1	0861
OCT 23/08	17	5010-00-0009	WASHER-NORD LOCK 1" X 1 3/16", 2 PART	3	0861
OCT 23/08	18	4001-32S7946	BLT-HEX 1 X 4 UNS GR.5 14TPI	1	0861
OCT 23/08	19	38-111448	2700 MIDDLE AUGER ASSM (INCL. 1 - 15)	1	0861
OCT 23/08	20	38-111630	BEARING HANGER KIT (INCL. 3, 4, 5 9)		0000 - 0860
OCT 23/08	21	38-111698	BEARING HANGER KIT (INCL. 5,16,17 18)		0861
	22	38-111586	DRIVE LUG KIT (INCL. #6,#7)		0000 - 2060
AUG 19/10	22A	38-112482	DRIVE LUG KIT (INCL. #6A,#7)		2061
SEP 15/08	23	38-111693	HINGE STOPPER KIT (INCL. 12, 13 15)		

UPPER AUGER ASSEMBLY



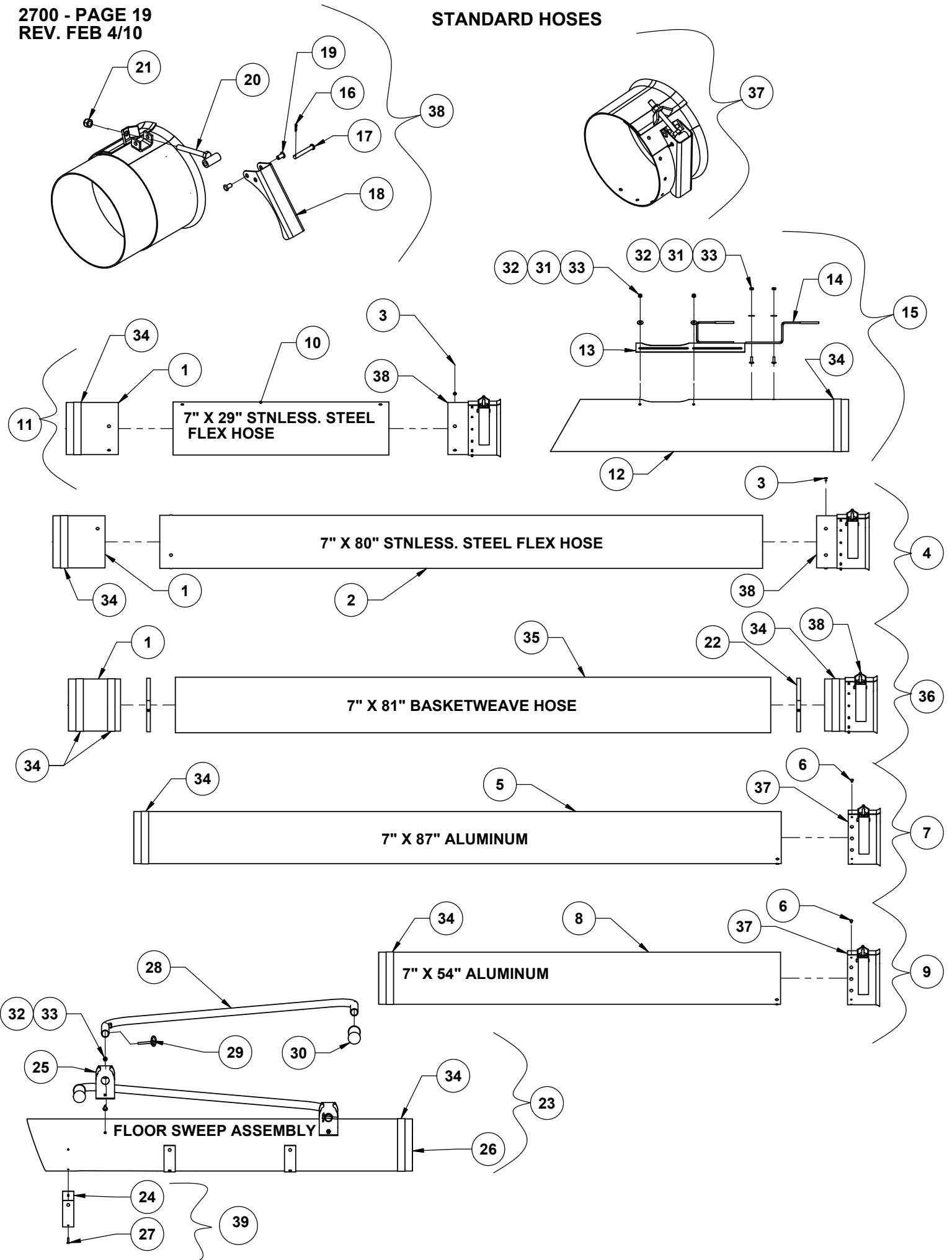
REVISED	NO	PART NUMBER	DESCRIPTION/NOTES	QTY	SERIAL #
FEB 14/08	1	38-111422-13	UPPER AUGER TUBE	1	
SEP 23/14	2	P38-112370	2700 UPPER FLYTING W DRIVE DOG	1	
JULY 11/14	3	38-111784	2700 END DUMP (INCL. 5A,7,13,17-22)	1	
APR 23/08	4	38-111428-1	2700 DOOR	1	
	5	3703-04-0036	LINER - DUMPER	1	
	5A	38-111232	END DUMP LINER KIT(5,17)	1	
	6	3320-00-0040	SPOUT - 3/16" X 17" BELTING	1	
APR 23/08	7	38-111446-1	DUMPER SPRING BRACE	1	
	8	7222-01-4206	FLANGETTE PFL206-BLACK	2	
	9	7220-06-2061	BRG-BALL UC206-104D1LLJ	1	
JAN 31/08	10	4049-13C0235	NUT - NYLOCK 3/8" UNC PLTD.	10	
	11	5009-02-0375	FLAT WASHER 3/8 USS PLTD	8	
	12	4024-22C2502	WHIZ BOLT 3/8 X 1"	8	
	13	4001-12C2630	BOLT HEX 3/8 X 10" UNC PLTD	2	
MAY 09/08	14	4024-22C2502	BOLT WHIZ 3/8 X 1" GR5	8	
	15	4057-02C0235	NUT - FLG UNI-TRQ 3/8" UNC PLTD	2	
MAY 15/08	16	4003-22C2501	CARRAGE BOLT 3/8 X 1" GR 5	2	
	17	4890-ST-6009	BOLT TEK-SCW #10 X 1/2"	4	
MAR 06/09	18	6777-02-0053	END DUMP SPRING	1	
	19	4001-22C2172	BOLT HEX 1/4 X 1 1/2"	1	
	20	4046-13C0200	NUT WHIZ 1/4" UNC PLTD	1	
	21	4057-02C2250	NUT - FLG UNI-TRQ 1/4" UNC PLTD	1	
	22	3703-04-0046	UHMW EDGE TRIM	2	
	23	38-111445	2700 END DUMP ASSM (INCL. 3-13,15-22)	1	
JAN 31/08	24	4046-13C0235	NUT-WHIZ FLG 3/8 UNC GR.5	8	
AUG 08/08	25	5860-40-0125	SNAP RING EXT - 1 1/4" DIA.	1	

HYDRULIC ASSEMBLY



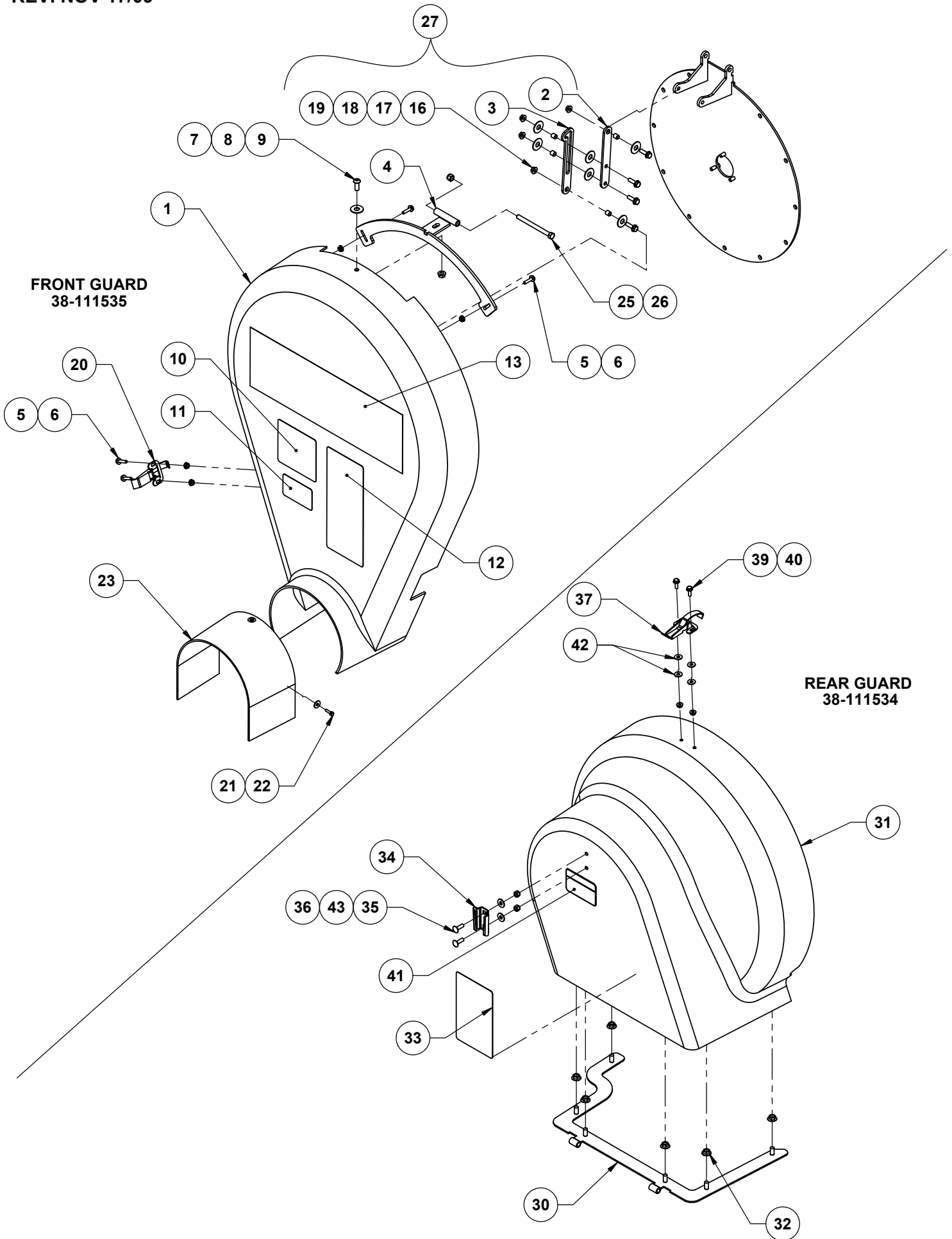
REVISED	NO	PART NUMBER	DESCRIPTION/NOTES	QTY	SERIAL #
FEB 14/08	1	38-111417-13	MIDDLE AUGER TUBE	1	
FEB 14/08	2	38-111396-13	LOWER AUGER TUBE	1	
MAR 19/08	3	6800-00-0212	STAUFF AG-3 HOSE HOLDER	2	
MAR 19/08	4	4049-13C0235	NUT-NY LOCK 3/8 UNC GR.5	2	
MAR 19/08	5	5012-02-0375	WASHER-FLAT 3/8 DIA SAE	2	
OCT 19//09	6	0300-21-0042	CYL-HYD 3 X 10 X 1 1/4 - C/W PINS	2	0101 - 1500
OCT 19//09	6A	0300-10-0043	CYL- 3" X 10" X 1.25" TIE ROD - ORB	2	1501
OCT 19//09	7	6800-00-0118	ADAPTER 6MJIC - 8MP	3	0101 - 1500
OCT 19//09	7A	6800-00-0116	ADAPTER 6MJIC-6MB(ORB)	3	1501
OCT 19//09	8	6800-00-0181	1/32 RESTRICT-6MJIC-8MP	1	0101 - 1500
OCT 19//09	8A	6800-00-0115	3/8 RESTRICTOR 6MJIC-6MB(ORB)	1	1501
OCT 19//09	9	6800-00-0112	3/8 HOSE 153 8MP-6FJIC	1	
	10	6800-00-0218	1/32 RESTRICT-8MP-8FP SW	2	
	11	6800-00-0013	8010-4 FB COUPLER-PIONEER	2	
	12	6800-00-0208	TEE-6MJIC-6FJIC-6MJIC	2	
MAR 19/08	13	6800-00-0222	3/8 HOSE 78" 6FJICX45-6FJICX90	1	
	14	6800-00-0116	ADAPTER 6MJIC-6MB(ORB)	2	
MAR 19/08	15	6800-00-0221	3/8" 60 3/4" HOSE 6FJIC 90-6FJIC 45	1	
	16	6800-00-0211	DELTROLASSY-DMR2-080-N-6T	1	
	17	6731-00-0103	CLEVIS PIN -CYL 3" USEBLE	4	
	18	7225-00-0001	LOCK COLLAR-SPLIT	1	
	19	6800-00-0220	3/8" 20" HOSE 6FJIC-6FJIC 90	1	
	20	4001-22C2904	BLT-HX 1/2 X 1 1/2 GR 5	1	
	21	4033-12C0500	NUT-JAM HEX 1/2 GR 5	2	
	22	4001-22C2180	BLT-HX 1/4 X 1 3/4 GR 5	2	
	23	4046-13C0200	NUT-WHIZ FLG 1/4 UNC GR 5	2	
MAY 13/08	24	2430-01-0884	VALVE BOLT LOCK BAR	1	
OCT 19//09	25	6800-00-0223	HYD HOSE KIT 2700 (INCL. 7,8 -15,19,27)	1	0101 - 1500
OCT 19//09	25A	6800-00-0227	HYD HOSE KIT 2700 (INCL. 7A,8A -15,19,27)	1	1501
OCT 19//09	26	38-111465	HYD HOSE ASSM 2700 (INCL. 3-24 27)	1	
OCT 19//09	27	6800-00-0228	3/8 HOSE 165" 8MP-6FJIC	1	

STANDARD HOSES



REVISED	NO	PART NUMBER	DESCRIPTION/NOTES	QTY	SERIAL #
	1	38-103856-1	HOSE RING	2	
	2	3422-07-0001	HOSE-STEEL STNLSS 7" X 81"	1	
MAY 14/09	3	6760-00-0014	RIVET - SHALLOW TUB RVT-14 (6/HOSE END)	24	
	4	38-104112	7" S. STEEL HOSE COMP. (INCL. 1-3,34, 38)	2	
	5	38-105258	87" ALUMINUM PIPE	1	
MAY 14/09	6	6760-00-0167	RIVET - SHALLOW TUB RVT-167 (7/HOSE END)	14	
	7	38-105260	7" X 87" ALUM. PIPE (INCL. 5,6,34,37)	1	
	8	38-105257	54" ALUMINUM PIPE	1	
	9	38-105259	7" X 54" ALUM. PIPE COMP. (INCL. 6,9,34,37)	1	
	10	3422-07-0002	HOSE - STEEL STNLSS 7" X 29"	1	
	11	38-105143	7" X 29" S.STL HOSE COMP. (INCL. 1,3,10,34,38)	1	
MAR 14/12	12	38-112766	ALUM - LOAD-OUT TUBE	1	
	13	38-108924-1	SLIDING DOOR WELDMENT	1	
MAR 05/09	14	38-111783-1	S HANDLE	1	
JUN 05/08	15	38-108923	ALUM - BIN LOAD-OUT ASSY (INCL. 12-14,31-34)	1	
	16	6732-00-0008	PINS-COTTER 3/32 X 1/2	2	
	17	6730-00-1721	CLEVIS 1/4 X 1 17/32 - SN #B-1721	2	
	18	38-104979	CLAMP - UNIVERSAL	2	
	19	6760-00-0124	RIVET - SHALLOW TUBULAR - SN #RVT-0124	4	
	20	38-110740-99	HOSE CLAMP ADJUSTMENT	2	
	21	4049-13C0220	NUT NY-LOCK 5/16 UNC GR.5	2	
	22	6190-00-0128	CLAMP - HOSE 8" HAS-128	2	
	23	38-110060	FLOOR SWEEP - ASSY (INCL. 24-30,32,34)	1	
	24	3702-21-0015	FLOOR SWEEP WEAR STRIP	3	
	25	38-110058-1	SWEEP FLAT HANDLE	2	
	26	38-110057	FLOOR SWEEP TUBE ALUMINUM	1	
	27	6755-00-0613	RIVET - MONOBOLT 2771-0613	12	
	28	38-110059-1	STANDING FLOOR HANDLE	2	
	29	6739-00-0002	PIN - LYNCH 1/4 X 1 1/4	2	
	30	3420-01-0011	RUBBER HANDLE GRIPS	2	
	31	5009-02-0250	WASHER - FLAT 1/4 DIA USS	6	
	32	4049-13C0200	NUT NY-LOCK 1/4 UNC GR.5	10	
MAR 05/09	33	4066-22C2575	BLT-TRUSS 1/4 X 3/4 UNC	10	
FEB 04/10	34	3760-02-0003	ANTI-SLIP ABRASIVE TAPE #A636 1"	9 (2FT PER)	
	35	3420-07-0039	HOSE 7" X 80" BASKETWEAVE	1	
	36	38-110954	7" BASKETWEAVE HOSE ASSY (1,22,34,35,38)	1	
	37	5195-01-0001	7" HOSE END COMPLETE(INCL.16-21)	2	
	38	38-111291	UPDATED 7" BELL CLAMP (INCL.16-21)	3	
	39	38-110646	FLOORSWEEP WEAR STRIP KIT(INCL. 24 & 27)		

FIBERGLASS GUARDS



FRONT GUARD

REVISED	NO	PART NUMBER	DESCRIPTION/NOTES	QTY	SERIAL #
	1	3704-00-0005	FRONT GUARD 2700-FIBERGLASS	1	
	2	38-111583-1	LOCK ARM MALE PAINT	1	
	3	38-111584-1	LOCK ARM FEMALE PAINT	1	
	4	38-111561-1	FRONT PIVOT PAINT	1	
	5	4024-22C2156	BOLT-WHIZ 1/4 X 1 UNC GR.5	4	
	6	4046-13C0200	NUT-WHIZ, FLG 1/4 UNC GR.5	4	
	7	4010-22C3790	BLT-RND SKT HD 3/8 X 1	1	
	8	4046-13C0235	NUT-WHIZ, FLG 3/8 UNC GR.5	1	
	9	5009-02-0375	WASHER-FLAT 3/8 DIA. USS	1	
	10	9005-38-0115	DECAL - ROTATING DRIVELINE	1	
	11	9005-38-0126	DECAL - EAR PROTECTION	1	
	12	9005-38-0159	ROTATING PART/ READ MANUAL DECAL	1	
AUG 08/08	13	9005-38-0185	DECAL - REM SILVER 7" X 21"	1	
	16	4024-22C2352	BOLT-WZ 5/16 X 1 UNC GR5	4	
	17	5868-02-3142	STL SPC 5/16"ID .442"OD 13/32 H	4	
DEC 02/08	18	5009-02-0438	WASHER FLAT 7/16 USS	6	
	19	4046-13C0220	NUT WHIZ FLG 5/16 GR5	4	
	20	5190-00-0002	TENSION LATCH CLAMP	1	
	21	4890-50-8005	SCREW-TEKS HX 10-16 X 3/4	3	
	22	5009-02-0250	WASHER FLAT 1/4 USS	3	
	23	3320-00-0041	RUBBER GUARD FRONT 2700	1	
	24	38-111535	GUARD FRONT 2700 ASSY (INCL. 1,4-13,20-23)	1	
JAN 31/08	25	4001-22C2572	BLT-HX 3/8 X 4 1/2 GR5	1	
JAN 31/08	26	4049-13C0235	NUT NYLON LOCK 3/8 GR5	1	
NOV 17/09	27	38-112187	LOCKARM REPLACEMENT KIT (INCL. 2, 3, 16, 17, 18 19	1	

REAR GUARD

REVISED	NO	PART NUMBER	DESCRIPTION/NOTES	QTY	SERIAL #
APR 23/08	30	38-111519-1	REAR FLANGE PAINT	1	
DEC 10/08	31	3704-00-0006	REAR GUARD-2700 FIBERGLASS	1	
JAN 31/08	32	4047-13C0235	NUT-WHIZ, LRG FLG 3/8 UNC GR.5	6	
	33	9005-38-0160	ROTATING PART/SERVICEREM. DECAL	1	
	34	0046-00-0001	BRACKET - VEHICLE MOUNT	1	
	35	4003-12C2352	BOLT-CARR 5/16 X 1 UNC GR2	2	
APR 03/09	36	4049-13C0220	NUT NYLON LOCK 5/16 GR5	2	
	37	5190-00-0002	TENSION LATCH CLAMP	1	
	38	0048-02-0006	480 - PLASTIC GRAB HANDLE BLK	1	
	39	4024-22C2146	BOLT-WHIZ 1/4 X 3/4 UNC GR.5	2	
	40	4046-13C0200	NUT-WHIZ, FLG 1/4 UNC GR.5	2	
	41	9005-38-0181	DECAL - ROTOR INSPECTION	1	
MAY 30/08	42	5009-02-0250	WASHER - FLAT 1/4 DIA. USS	4	
APR 03/09	43	5009-02-0313	WASHER FLAT 5/16 USS	2	
APR 03/09	44	38-111534	GUARD REAR 2700 ASSY (INCL. 30 - 43)	1	

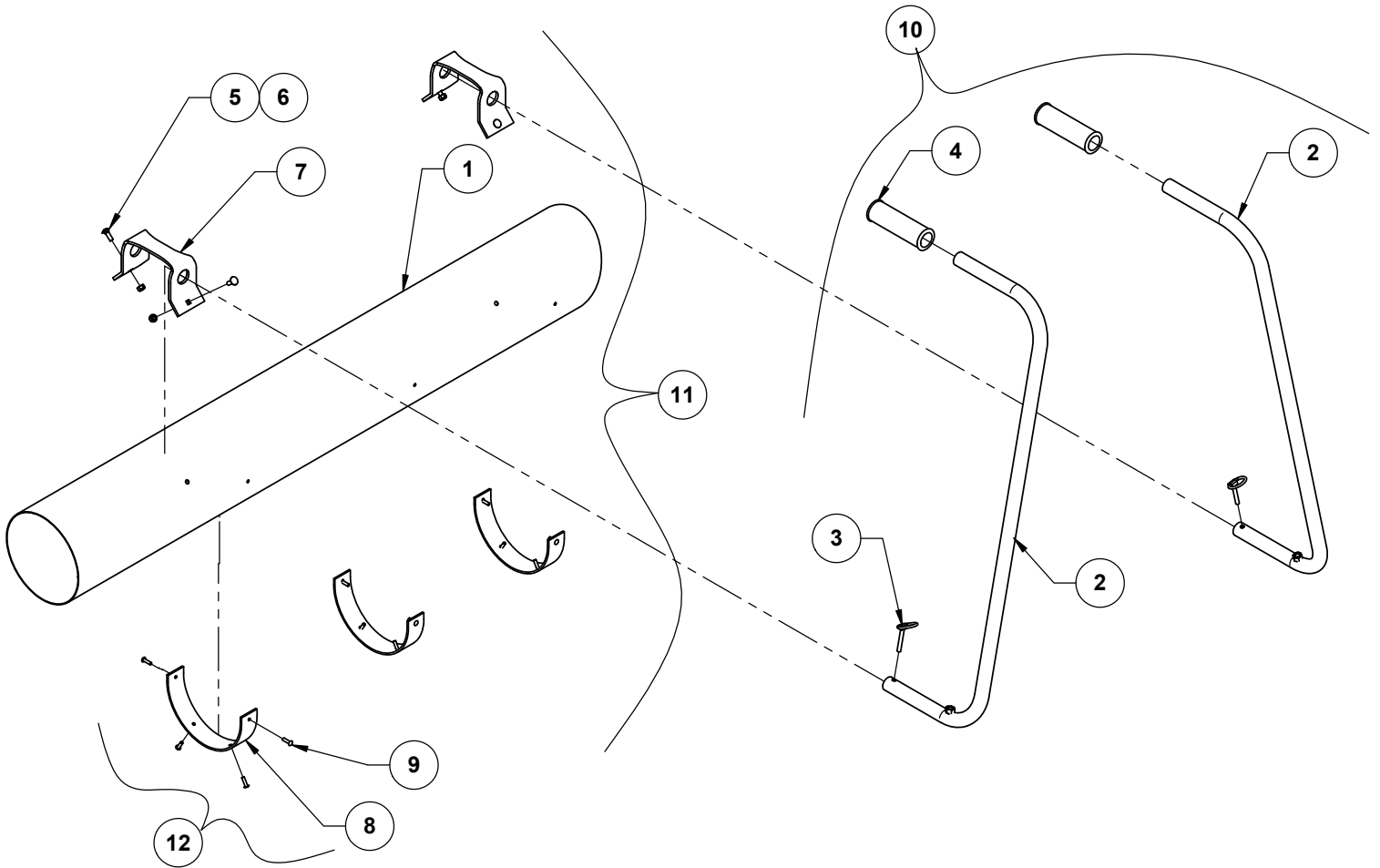
N R

3890-00-0017. E

7 .

REVISED	NO	PART NUMBER	DESCRIPTION/NOTES	QTY	SERIAL #
	1	38-108399	7" CHAMFERED CLEAN UP NOZZLE	1	
	2	38-108398	NOZZLE SUPPORT PIPE	2	
	3	3703-04-0037	ROLLER WHEELS	2	
	4	7090-00-0008	WHEEL 6 X 1 1/2	2	
	5	4001-21C2526	BLT-HX 3/8 X 1 3/4 UNC GR.5	1	
	6	4049-13C0235	NUT NY-LOCK 3/8 UNC GR.5	1	
	7	5009-02-0500	WASHER-FLAT 1/2 DIA USS	2	
	8	4049-13C0260	NUT NY-LOCK 1/2 UNC GR.5	2	
	9	4001-22C2180	BLT-HX 1/4 X 1 3/4 UNC GR.5	1	
	10	4049-13C0200	NUT NY-LOCK 1/4 UNC GR.5	5	
	11	4001-22C2405	BLT-HX 5/16 X 3 1/4 UNC GR.5	2	
	12	4049-13C0220	NUY NY-LOCK 5/16 UNC GR.5	3	
	13	4001-22C2216	BLT-HX 1/4 X 4 UNC GR.5	2	
	14	5009-02-0250	WASHER-FLAT 1/4 DIA USS	8	
	15	4001-22C2148	BLT-HX 1/4 X 3/4 UNC GR.5	2	
	16	4001-22C2352	BLT-HX 5/16 X 1 UNC GR.5	1	
	17	6777-02-0007	NOZZLE SPRING GV PLTD	1	
	18	5009-02-0313	WASHER-FLAT 5/16 DIA USS	1	
	19	6733-00-0006	PIN-LOCK 1/4 X 1 3/4	1	
	20	38-110512-1	HANDLE 2700	1	
	21	3420-01-0011	RUBBER HANDLE GRIPS	3	
	22	38-107279-1	WHEEL MOUNT WELD	1	
	23	38-105084-1	AIR INTAKE COVER PLATE	1	
	24	38-108397-1	7" CLEAN UP GUIDE WELD	1	
	25	38-108401	7" CHAMFERED NOZZLE ASSY (INCL. 1-24)	1	
	26	4046-13C0235	NUT-WHIZ FLG 3/8 UNC GR.5	1	
	27	5009-02-0375	WASHER -FLAT 3/8 DIA USS	1	
	28	38-111581-1	CLEAN UP UPPER MOUNT	1	
	29	6733-00-0006	PIN-LOCK 1/4 X 1 3/4	1	
	30	38-111582-1	CLEAN UP LOWER MOUNT	1	
	31	38-111580	CLEAN UP MOUNT KIT (INCL. 26 - 30)	1	

7" STANDING FLOOR SWEEP

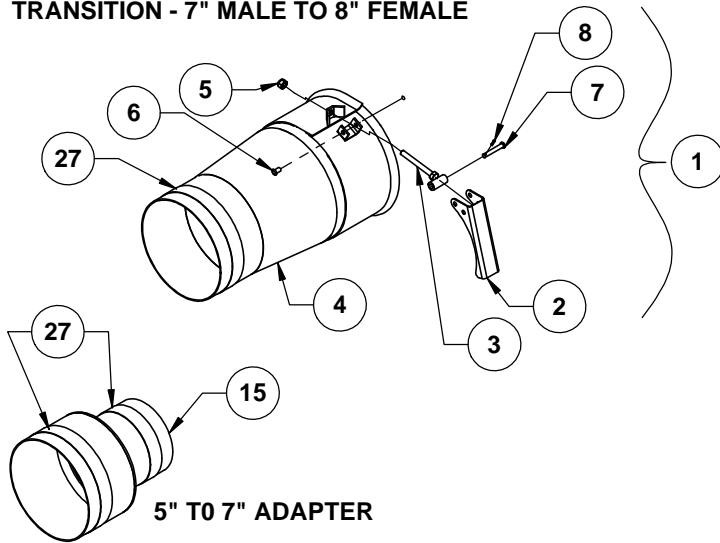


7" FLOOR SWEEP

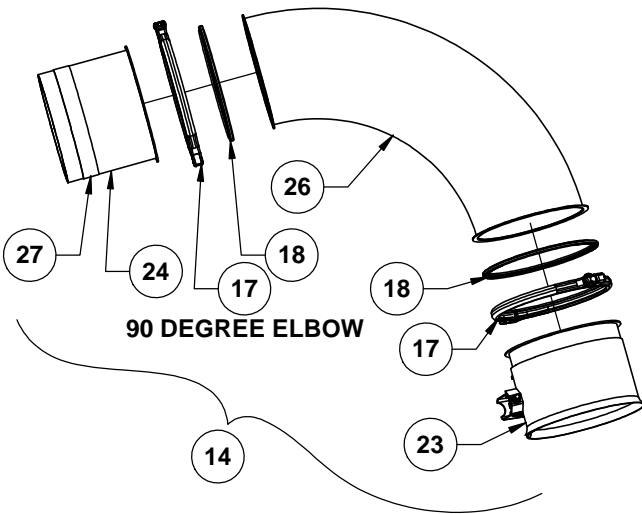
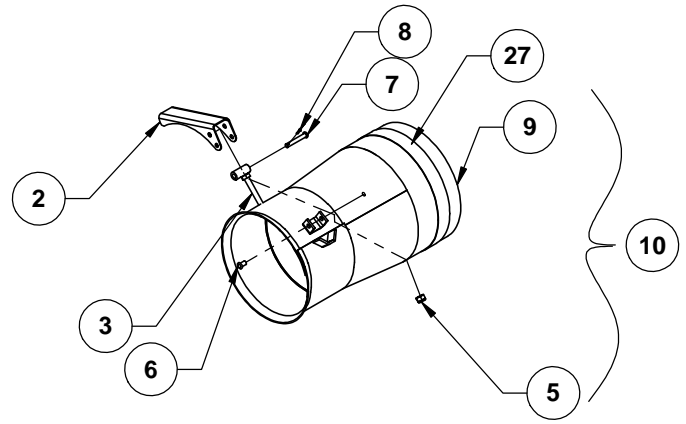
REVISED	NO	PART NUMBER	DESCRIPTION/NOTES	QTY	SERIAL #
	1	38-110057	FLOOR SWEEP TUBE ALUMINUM	1	
	2	38-110059-1	STANDING FLOOR HANDLE	2	
	3	6739-00-0002	PIN-LYNCH 1/4 X 1 1/4	2	
	4	3420-01-0011	RUBBER HANDLE GRIPS	2	
	5	4003-22C2325	BOLT-CARR 1/4 X 3/4 UNC GR.5	4	
	6	4049-13C0200	NUT NY-LOCK 1/4 UNC GR.5	4	
	7	38-110058-1	SWEEP FLAT HANDLE	2	
	8	3702-21-0015	FLOOR SWEEP WEAR STRIP	3	
	9	6755-00-0613	RIVET - MONOBOLT 2771-0613	12	
	10	38-110798	STANDING FLOOR SWEEP KIT (INCL.2,3,4)	1	
	11	38-108959	FLOOR SWEEP ASSY (INCL. 1,5,9)	1	
	12	38-110646	7" FLOORSWEEP WEARSTRIP KIT (INCL. 8,9)	1	

TRANSITIONS & ELBOW OPTIONS

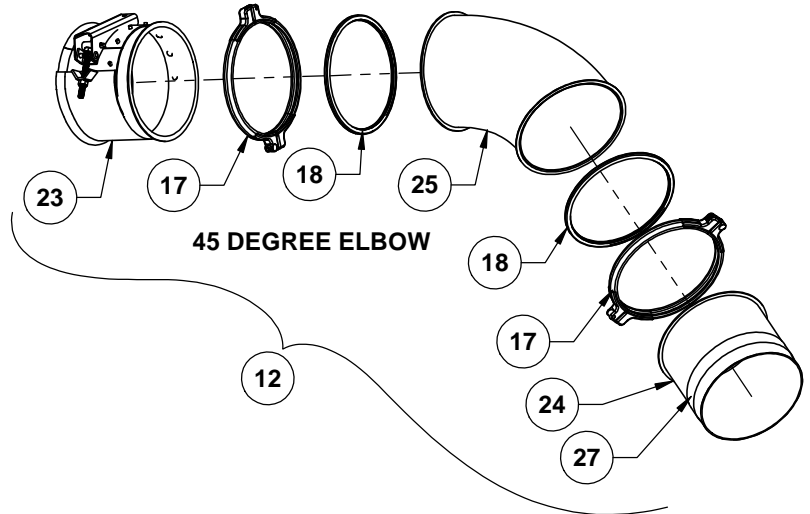
TRANSITION - 7" MALE TO 8" FEMALE



TRANSITION - 8" MALE TO 7" FEMALE

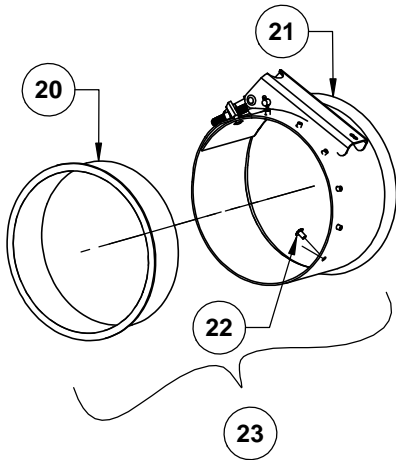


90 DEGREE ELBOW

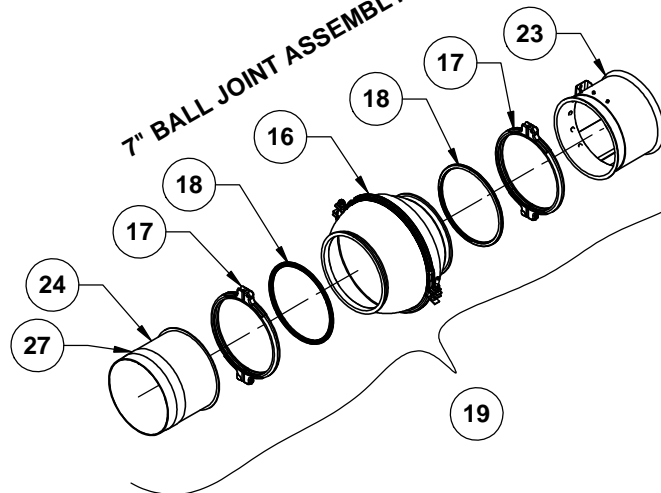


45 DEGREE ELBOW

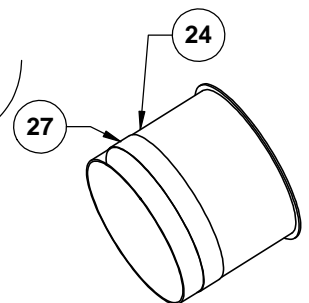
7" BALL JOINT
FEMALE ADAPTER ASSEMBLY



7" BALL JOINT ASSEMBLY

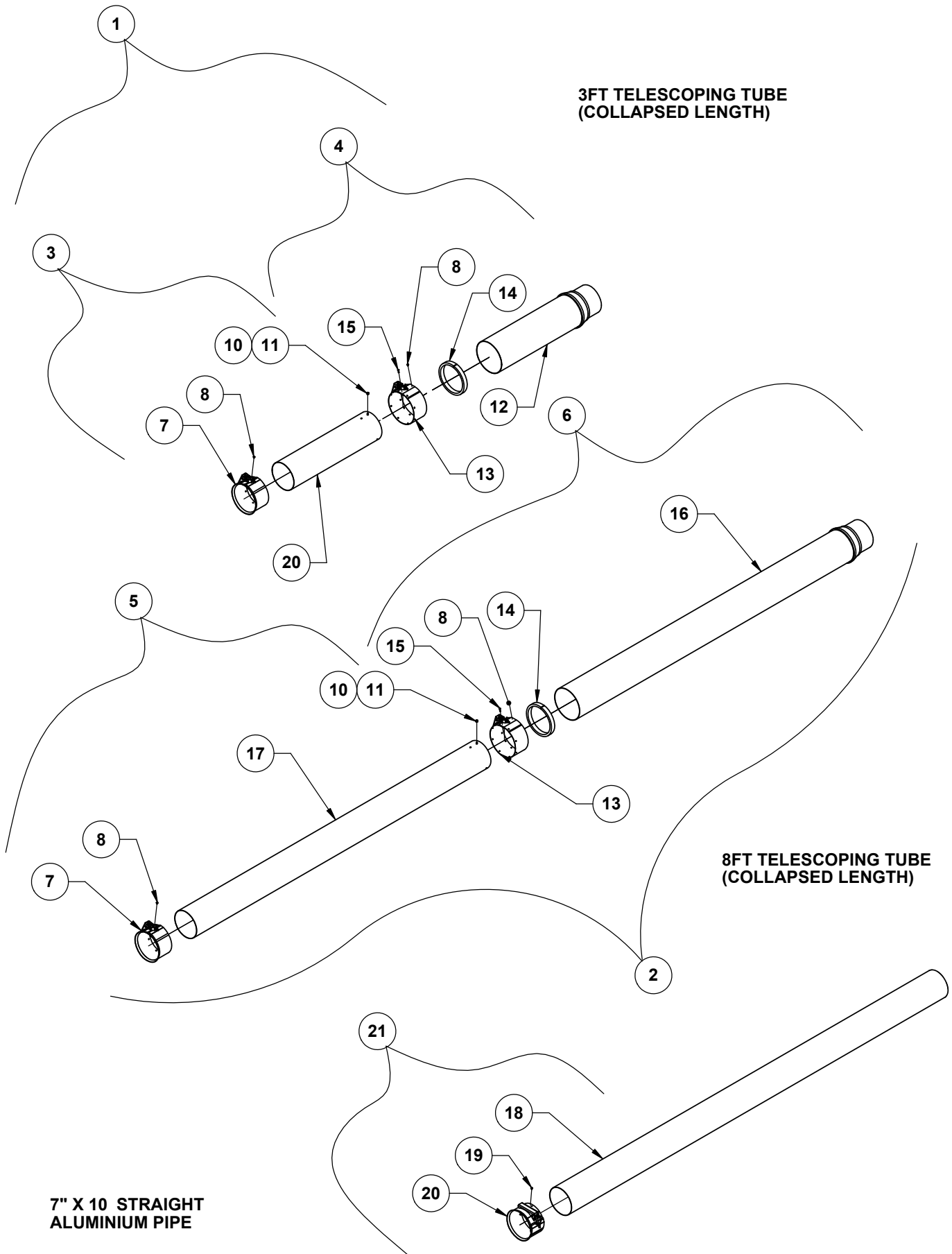


7" BALL JOINT
MALE ADAPTER



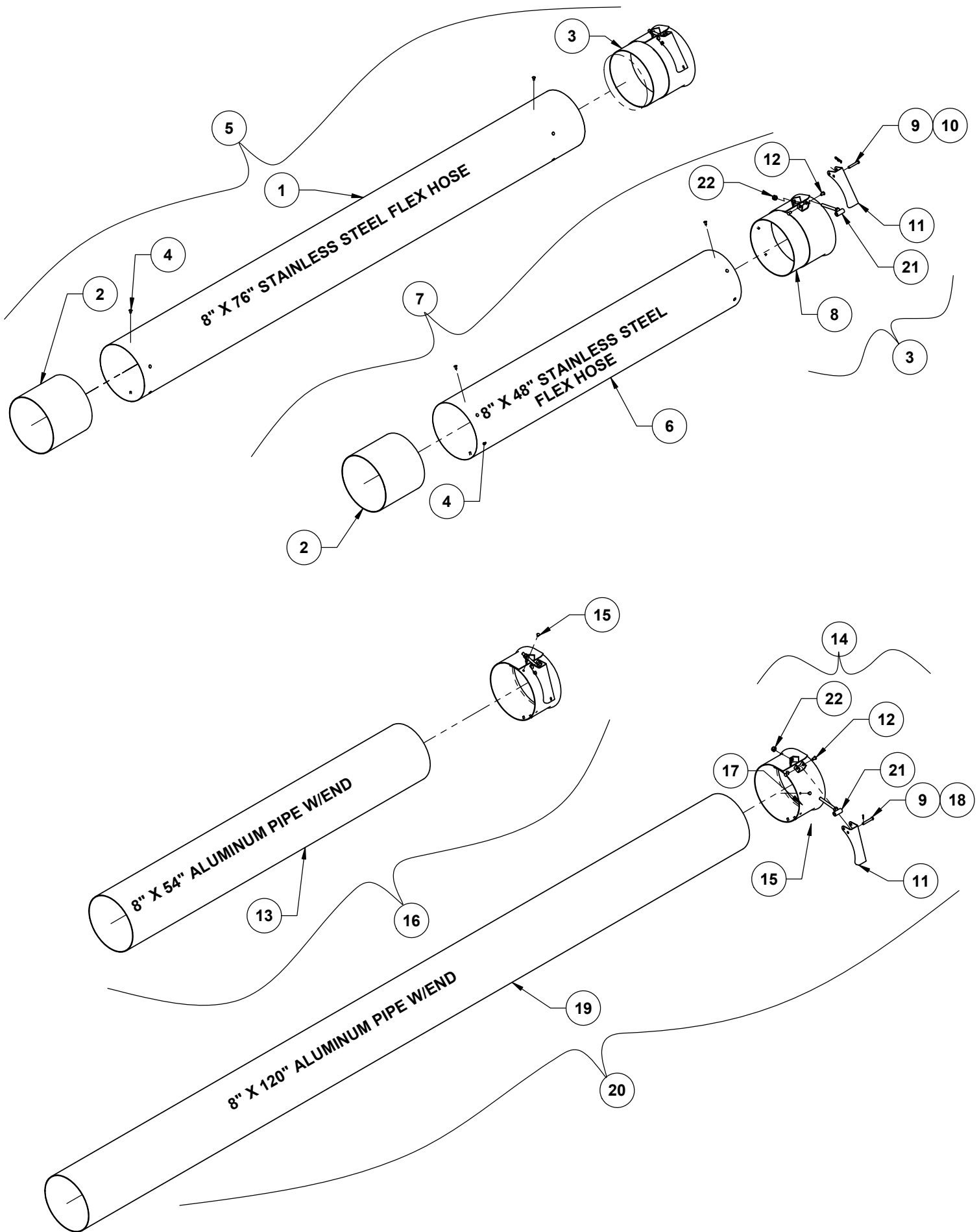
REVISED	NO	PART NUMBER	DESCRIPTION/NOTES	QTY	SERIAL #
	1	38-107474	7"M - 8"F REDUCER (INCL. 1 - 8)	1	
	2	38-104979-1	CLAMP - UNIVERSAL	4	
	3	38-110740-99	HOSE CLAMP ADJUSTMENT	4	
	4	38-107471-1	7"M - 8"F REDUCER WELD	1	
	5	4049-13C0220	NUT NY-LOCK 5/16 UNC GR.5	4	
	6	6760-00-0124	RIVET - SHALLOW TUBULAR - SN #RVT-124	8	
	7	6730-00-1721	CLEVIS 1/4 X 1 17/32 - SN #B-1721	4	
	8	6732-00-0008	PINS-COTTER 3/32 X 1/2	4	
	9	38-110649-1	7"F - 8"M REDUCER WELD	1	
	10	38-110650	7"F - 8"M REDUCER ASSY (INCL. 2,3,5-9)	1	
MAY 11/11	11	38-107206-1	REMOVED		
MAY 18/09	12	38-107211	45 DEGREE ELBOW (INCL. 2,3,5-8 & 11)	1	
MAY 11/11	13	38-107205-1	REMOVED		
MAY 18/09	14	38-107210	90 DEGREE ELBOW (INCL. 2,3,5-8 & 13)	1	
MAY 18/09	15	38-109902-1	5" TO 7" ADAPTER	1	
MAY 18/09	16	2390-02-1507	7" PIPE BALL JOINT	1	
MAY 18/09	17	2391-00-0012	PULL RING - 175MM DIA	2	
MAY 18/09	18	2391-00-0013	U-SHAPED GASKET 175MM DIA	2	
NOV 01/11	19	38-111866	7" BALL JOINT C/W ENDS (INCL. 16-19, 23, 24)	1	
MAY 18/09	20	38-111893-1	7" BALL JOINT FEMALE ADAPTER - PAINTED	1	
MAY 18/09	21	5195-01-0001	7" HOSE END COMPLETE	1	
MAY 18/09	22	6760-00-0014	RIVET SHALLOW TUB RVT-14	7	
MAY 18/09	23	38-111894	7" BALL JOINT FEMALE ADAPTER ASSY	1	
MAY 18/09	24	38-111892-1	7" BALL JOINT MALE ADAPTER - PAINTED	1	
MAY 11/11	25	38-112200-1	45 DEG ELBOW PAINT - 7"	1	
MAY 11/11	26	38-112201-1	90 DEG ELBOW PAINT - 7"	1	
MAY 11/11	27	3760-02-0003	ANTI-SLIP ABRASIVE TAPE #A636 1"	8(2FT PER)	

THESE ELBOWS ARE IDEAL FOR GETTING INTO AND AROUND TIGHT SPACES.



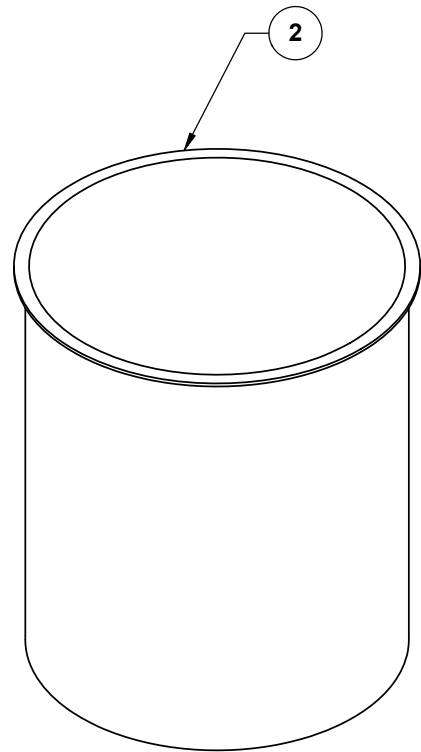
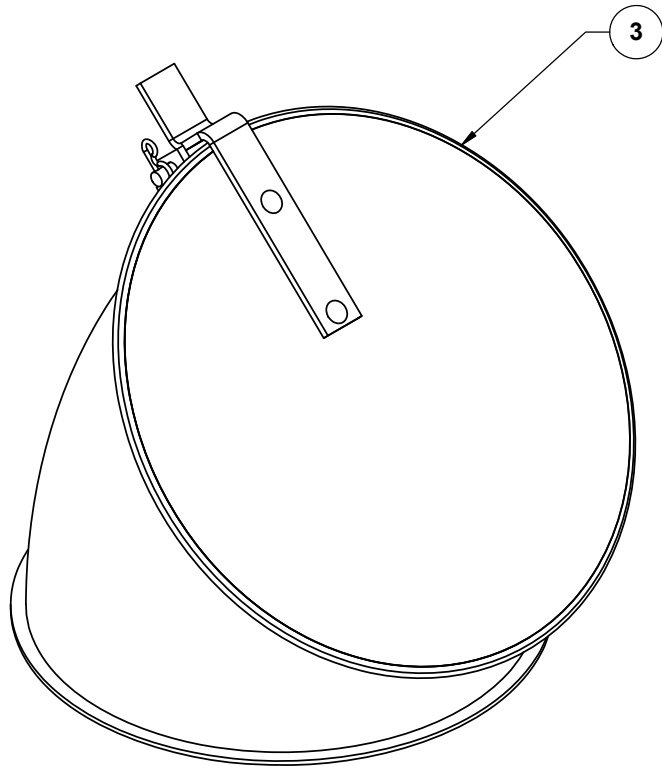
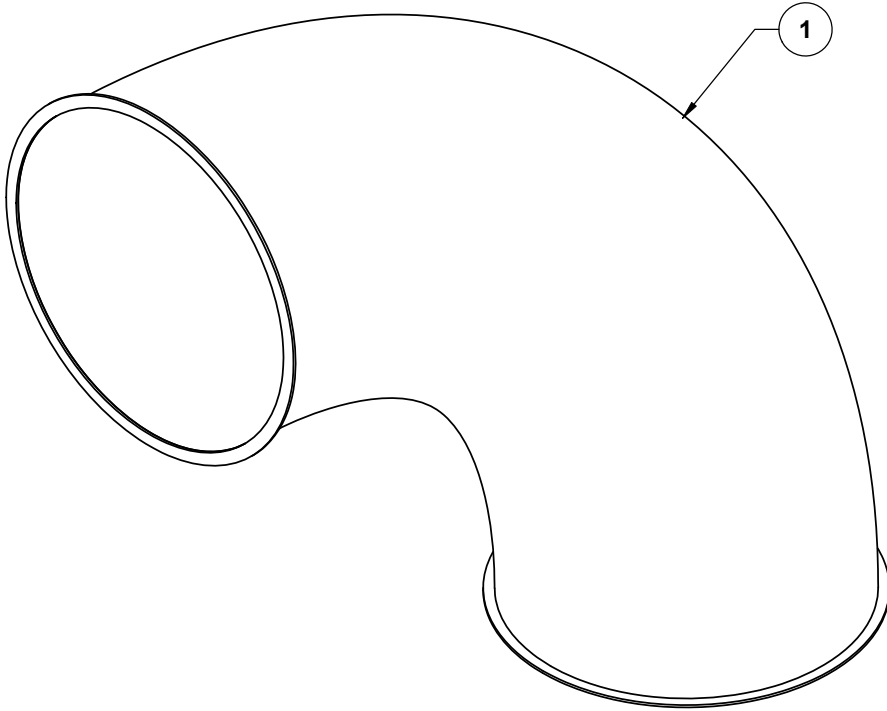
REVISED	NO	PART NUMBER	DESCRIPTION/NOTES	QTY	SERIAL #
	1	38-104966	TELESCOPING LOADOUT NOZZLE (INCL. 3,4)	1	
	2	38-108116	TELESCOPING LOADOUT - 8FT (INCL. 5,6)	1	
	3	38-107440	TELESCOPING END ASSEMBLY (INCL. 7-11)	1	
	4	38-107443	LOADOUT NOZZLE SUB ASSY (INCL. 8,12-15)	1	
	5	38-108117	TELESCOPING END ASSY (INCL. 7,8,10,11,17)	1	
	6	38-108118	TELESCOPING SUB ASSY 8FT (INCL. 8,13-15)	1	
	7	5195-01-0001	7" HOSE END COMPLETE	2	
MAY 14/09	8	6760-00-0167	RIVET - SHALLOW TUB RVT-167 (7/HOSE END)	16	
	9	38-104972	SLIDE TUBE	1	
	10	4880-12C1438	SCREW-MACHINE 1/4 X 3/8	4	
	11	4049-13C0200	NUT NY-LOCK 1/4 UNC GR.5	4	
	12	38-104974	END TUBE WELDMENT	1	
	13	38-104978	8" HOSE CLAMP BAND COMPLETE	2	
	14	38-104977	SEAL - CUT RING	2	
	15	6755-00-0613	RIVET-MONOBOLT 2771-0613	8	
	16	38-108121	END TUBE WELDMENT	1	
	17	38-108119	SLIDE TUBE	1	
	18	38-104558	7"ALUMINUM PIPE 120"	4	
MAY 14/09	19	6760-00-0167	RIVET - SHALLOW TUB RVT-167 (7/HOSE END)	7	
	20	5195-01-0001	7" HOSE END COMPLETE	1	
	21	38-104312	7" X 120" ALUMINUM PIPE WITH ONE END(INCL.	1	

8" HOSE OPTIONS



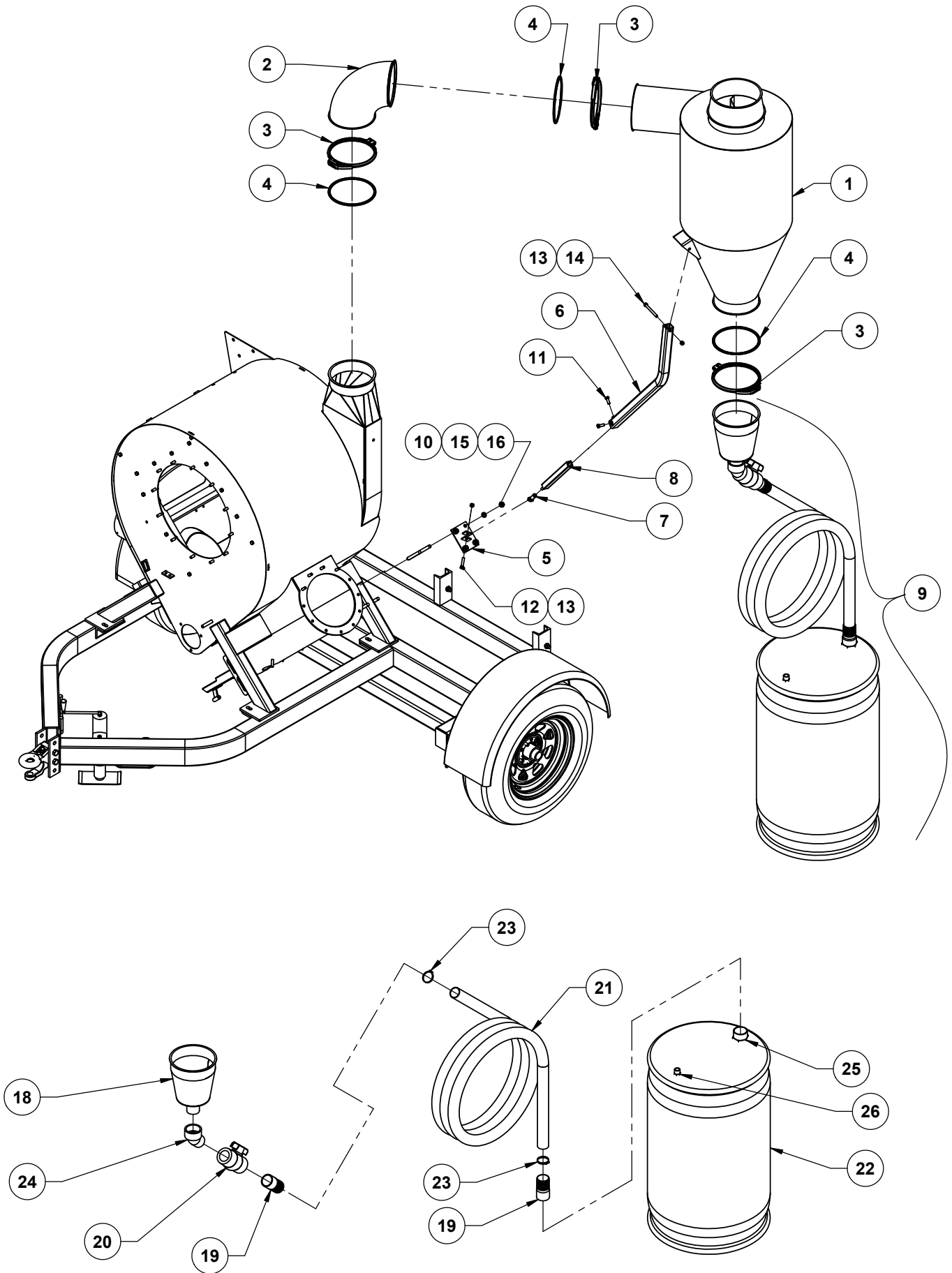
REVISED	NO	PART NUMBER	DESCRIPTION/NOTES	QTY	SERIAL #
	1	3422-08-0002	HOSE-STEEL STAINLESS 8" X 76"	1	
	2	38-110537-1	8" HOSE RING	2	
	3	38-110538	8" HOSE CLAMP COMPLETE (INCL.8-12,21,22)	1	
MAY 14/09	4	6760-00-0014	RIVET - SHALLOW TUB RVT-14 (6/HOSE END)	24	
	5	38-110535	8" X 76" S. STL HOSE COMP. (INCL. 1-4)	1	
	6	3422-08-0001	HOSE-STEEL STAINLESS 8" X 48"	1	
	7	38-110536	8" X 48" STAINLESS STL HOSE COMPLETE	1	
	8	38-110539	8" CLAMP BAND TUBE	1	
	9	6730-00-1721	CLEVIS - 1/4 X 1 17/32 - SN #B1721	2	
	10	6738-00-1640	HITCH PIN - SN #B-1640	1	
	11	38-104979-1	CLAMP UNIVERSAL	2	
	12	6760-00-0124	RIVET - SHALLOW TUBULAR - SN #RVT-124	4	
	13	38-110656	8" X 54" ALUMINUM PIPE	1	
	14	38-110660	8" HOSE CLAMP PLAIN COMP. (INCL. 9, 11, 12, 15, 17, 18, 21, 22)	2	
MAY 14/09	15	6760-00-0167	RIVET - SHALLOW TUBULAR - SN #RVT-167 (7/HOSE END)	14	
	16	38-110658	8" X 54" ALUM PIPE W/ ONE HOSE END (INCL. 13-15)	1	
	17	38-110662-1	8" HOSE CLAMP BAND PLAIN WELD	1	
	18	6732-00-0008	PINS-COTTER 3/32 X 1/2	1	
	19	38-110655	8" X 120" ALUMINUM PIPE	1	
	20	38-110657	8" X 120" ALUM PIPE W/ ONE HOSE END (INCL. 14,15,19)	1	
	21	38-110740-99	HOSE CLAMP ADJUSTMENT	2	
	22	4049-13C0220	NUT NY-LOCK 5/16 UNC GR.5	2	

EXHAUST OPTIONS



REVISED	NO	PART NUMBER	DESCRIPTION/NOTES	QTY	SERIAL #
APR 23/08	1	55-111206-1	8" 90 DEGREE EXHAUST TUBE	1	
APR 23/08	2	55-111207-1	8" X 11" EXHAUST ADAPTER	1	
JUN 04/09	3	38-111825	LID KIT 2700/3700	1	

2700 DUST COLLECTOR



REVISED	NO	PART NUMBER	DESCRIPTION/NOTES	QTY	SERIAL #
	1	55-111595-1	CYCLONE BODY - PAINT	1	
	2	55-111609-1	8" 90DEG ELBOW - PAINT	1	
	3	2391-00-0002	200MM PULL RING	3	
	4	2391-00-0004	200MM U - SHAPED GASKET	3	
	5	38-111658-1	2700 CYCLONE FOOT PIVOT	1	
	6	38-111659-1	2700 CYCLONE SUPPORT	1	
	7	7330-00-0001	BALL JOINT ROD END	1	
	8	55-111612-1	CYCLONE SUPPORT - BOTTOM	1	
	9	38-111656	2700 CONE BARREL (INCL. 18 - 26)	1	
	10	4320-00-0017	U-BOLT 1/2 X 2 1/16 X 4	2	
	11	4001-22C2502	BOLT HEX 3/8 X 1 UNC GR.5	2	
	12	4001-21C2526	BLT-HX 3/8 X 1 3/4 GR 5	1	
	13	4049-13C0235	NUT-NYLOCK 3/8" UNC	2	
	14	4001-22C2566	BOLT - HEX 3/8 X 4 UNC GR.5	1	
	15	5000-03-0500	WASHER - LOCK 1/2 DIA. PLTD.	4	
	16	4030-21C0260	NUT-HEX 1/2 UNC PLTD GR.5	4	
	17	38-111655	2700 DUST COLLECTOR (INCL. 1 - 16)		
	18	38-111657-1	2700 CYCLONE CONE	1	
	19	4192-01-1200	COMBINATION NIPPLE	2	
	20	4220-01-0002	2" BALL VALVE	1	
	21	3419-00-2120	HOSE - PVC 2" I.D.	1	
	22	3960-01-5501	BARREL - PLASTIC 45 GAL	1	
	23	6190-00-0032	CLAMP-HOSE HS-32	2	
	24	4193-01-0045	2" STREET ELBOW 45 DEG	1	
	25	3960-01-5502	BARREL-2" FEMALE NPT ADAPTER	1	
	26	3960-01-5503	BARREL-3/4" FEMALE NPT ADPT	1	

REVISED	NO	PART NUMBER	DESCRIPTION/NOTES	QTY	SERIAL #
---------	----	-------------	-------------------	-----	----------

NOTE THE FOLLOWING OPTIONS ARE NOT SHOWN.

	1	3890-00-0004	NEOPRENE 1/4 X 1 1/2 (25 ROLLS)	/FT	
--	---	--------------	---------------------------------	-----	--

USED TO SEAL INSPECTION DOOR ASSEMBLY

	2	0751-00-0007	PAINT-3700 ORANGE AEROSOL	1	
JUL15/08	3	0751-00-0008	BLACK SEMI-GLOSS AEROSOL	1	
	4	3420-08-0015	HOSE COVER OPTION 8"	/FT	

THIS COVER WORKS WELL TO CUT DOWN ON OUTER HOSE WEAR AND DAMAGE ON CLEANUP HOSES.

ASSEMBLY PROCEDURE FOR HOSE COVER OPTION-

- 1) SLIDE 8" HOSE COVER OVER RUBBER HOSE.
- 2) PLACE EXISTING CLAMPS OVER HOSE COVER AND TIGHTEN CLAMPS SECURELY.



part of Ag Growth International Inc. group
201 Industrial Drive
Swift Current, Saskatchewan, Canada S9H 4G5
Phone: (306) 773-7779
Fax: (306) 778-2524
Toll Free: (877) 667-7421 (Canada & USA)
website: www.grainvac.com
email: sales@batco-rem.com
© Ag Growth International Inc. 2014

Printed in Canada



P9000-00-0019-R9
38-111521 (PACKAGED)