
REM 2500 GRAIN VAC

PARTS CATALOGUE

INTRODUCTION

This parts manual is set up to show all the service parts for Rem 2500 Grain Vac.

The information required when order parts is as follows:

- part number
- description
- number of pieces required

In producing this parts catalogue every effort has been made to ensure accuracy. If you discover an error, please inform us.

Phone: 1-800-667-7420

In Canada:

Rem Enterprises Inc.

Box 1207 Swift Current, SK S9H 3X4

Ph: (306) 773-0644, Fax: (306) 773-1188

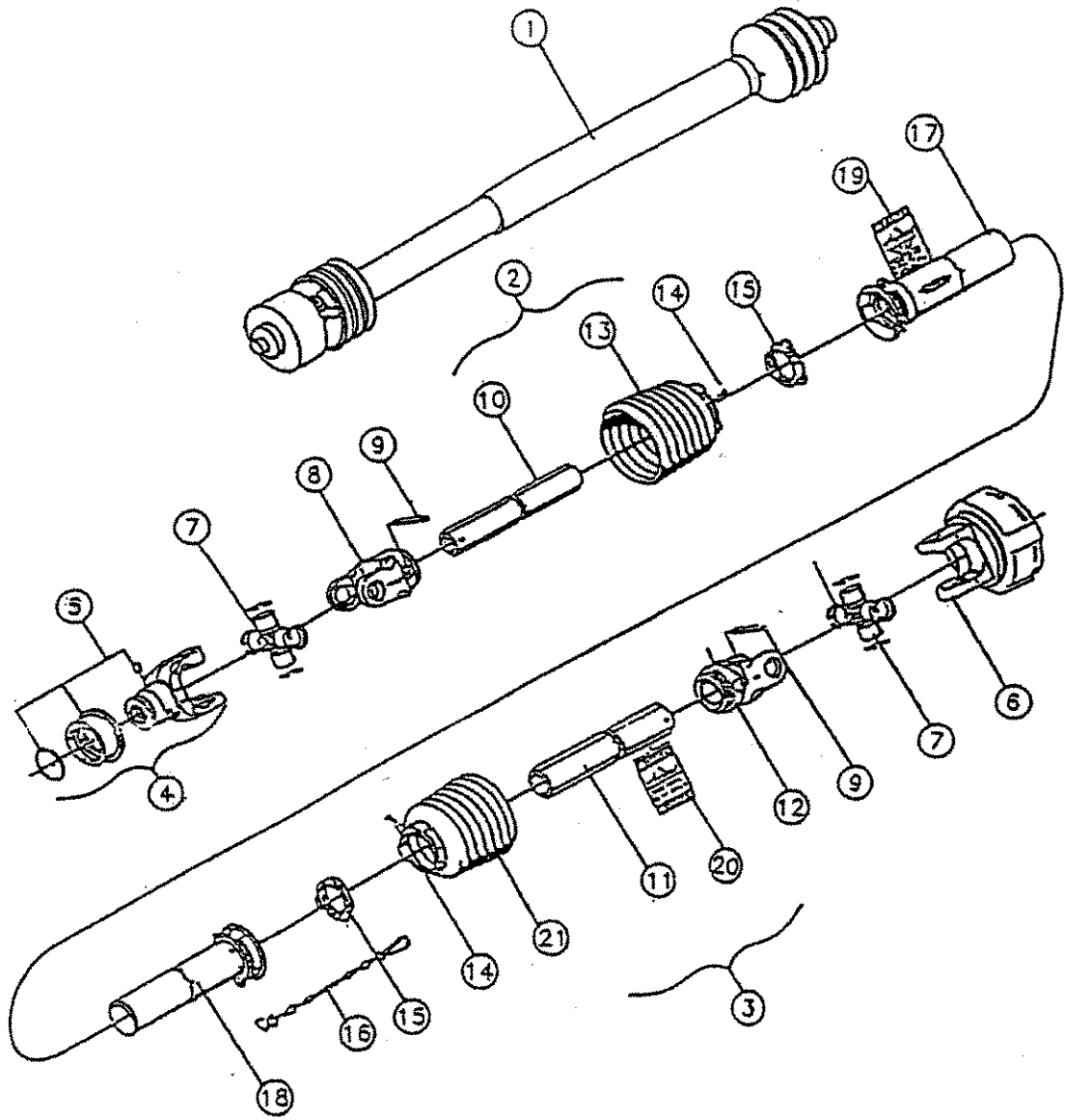
Email: remsales@rem.sk.ca

US Shipping Office located in Shenandoah, IA

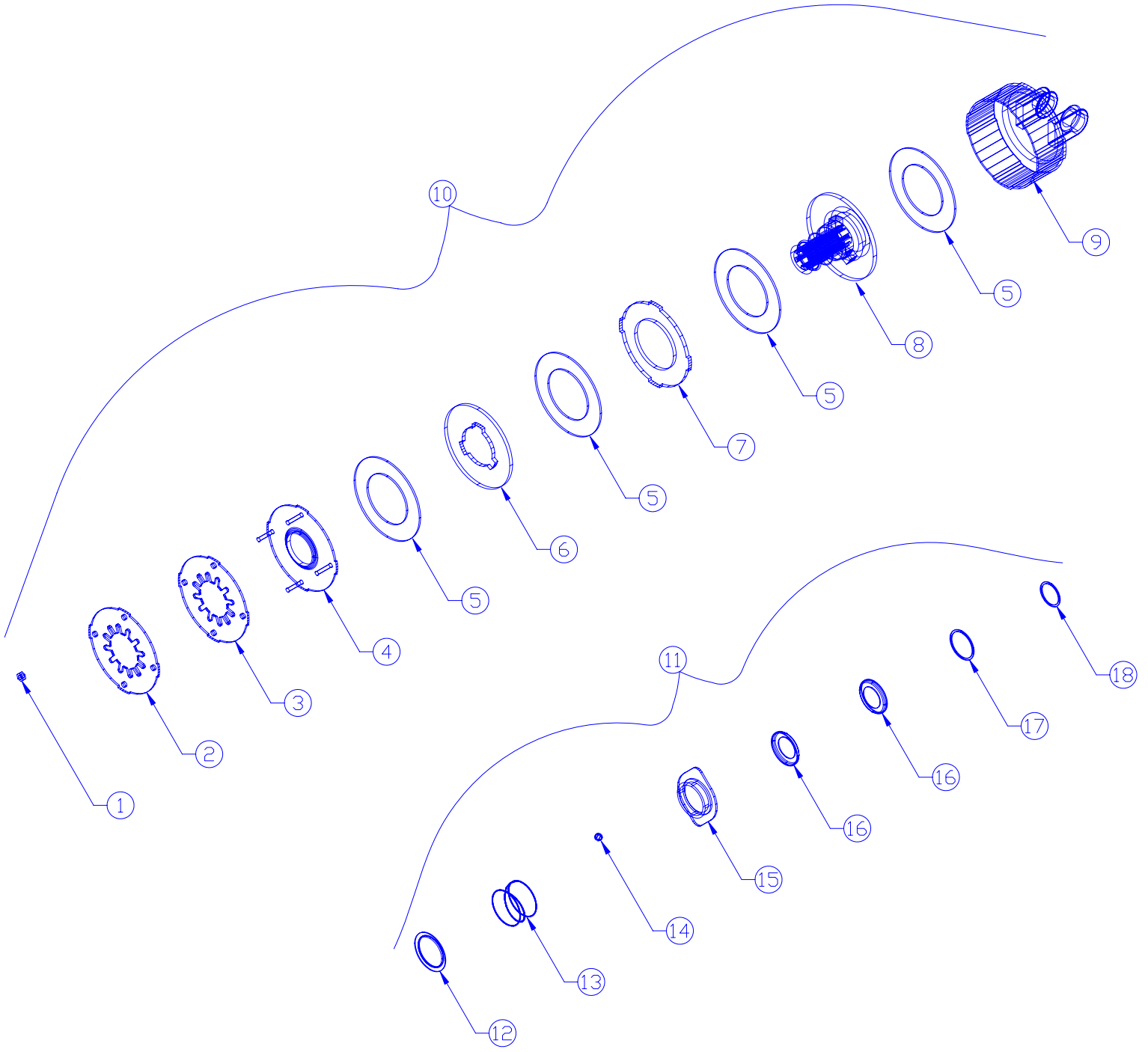
TABLE OF CONTENTS
PRODUCT ILLUSTRATIONS

	PAGE
PTO SHAFT 2500-----	1-1A
DRIVE SHAFT AND CLUTCH ASSEMBLY-----	2-2A
GEARBOX AND BREATHER EXTENSION KIT-----	3-3A
WHEEL AND AXLE ASSEMBLY-----	4-4A
FRAME ASSEMBLY - SPRING ASSIST-----	5-5A
FRAME ASSEMBLY - SPRING ASSIST-----	5-1-5-1A
TELESCOPING AXLE - FRAME ASSEMBLY (HYD)-----	6-6A
TELESCOPING AXLE - FRAME ASSEMBLY (HYD)-----	6-1-6-1A
TORFLEX FRAME - HYDRAULIC-----	6-2-6-2A
TORFLEX AXLE -----	6-3,6-3A
HOSE RACK ASSEMBLY-----	7-7A
BODY - INLET SIDE-----	8-8A
BODY - AUGER SIDE-----	9-9A
EXHAUST ASSEMBLY-----	10-10A
ROUND EXHAUST ASSEMBLY-----	10-1-10-1A
ROUND EXTENSION EXHAUST-----	10-2-10-2A
AUGER DRIVE - PTO SECTION-----	11-11A
AUGER DRIVE - GEARBOX SECTION-----	12-12A
AUGER DRIVE - AUGER SECTION-----	13-13A
REAR PULLEY DRIVE-----	14-14A
FAN DRIVE-----	15-15A
DRUM ASSEMBLY-----	16-16A
INLET ASSEMBLY-----	17-17A
LOWER AUGER SECTION ASSEMBLY - SPRING ASSIST-----	18-18A
MIDDLE AUGER SECTION ASSEMBLY - SPRING ASSIST-----	19-19A
UPPER AUGER SECTION ASSEMBLY - SPRING ASSIST-----	20-20A
UPPER AUGER SECTION ASSEMBLY - SPRING ASSIST-----	20-1-20-1A
LOWER AND MIDDLE AUGER SECTION ASSEMBLY - HYDRAULIC-----	21-21A
UPPER AUGER SECTION ASSEMBLY - HYDRAULIC-----	22-22A
HYDRAULIC HOSE AND CYLINDER ASSEMBLY-----	23-23A
STANDARD HOSE-----	24-24A
FLOOR SWEEP ASSEMBLY-----	25-25A
TELESCOPING TUBE OPTIONS-----	26-26A
TRANSITION OPTIONS-----	27-27A
6" HOSE OPTIONS-----	28-28A
7" HOSE OPTIONS-----	29-29A
BASKETWEAVE AND NONBASKETWEAVE OPTIONS-----	30-30A
DRILL CLEAN OUT - 4" HOSE OPTIONS-----	31-31A
7" CHAMFERED CLEAN UP NOZZLE OPTION-----	32-32A
8" HOSE OPTION-----	33-33A
EXHAUST AERATION AND CONVERSION KIT OPTIONS-----	34-34A
FOUR HOSE EXTENSION KIT OPTION-----	35-35A
HIRED HAND KIT OPTION-----	36-36A
DUST COLLECTOR OPTION-----	37-37A
FINE DRUM SCREEN OPTION-----	38-38A
BRUSH KIT-----	39-39A
LIGHT KIT OPTION-----	40-40A
SPOUT OPTION-----	41-41A
STUB UNLOADING AUGER KIT OPTION-----	42-42A
HYDRAULIC AUGER ANGLE INCLINER OPTION-----	43-43A
DUMPER EXTENSION CHUTE OPTION-----	44-44A
DECALS-----	45-45A

PTO SHAFT (WALTERSCHIED)

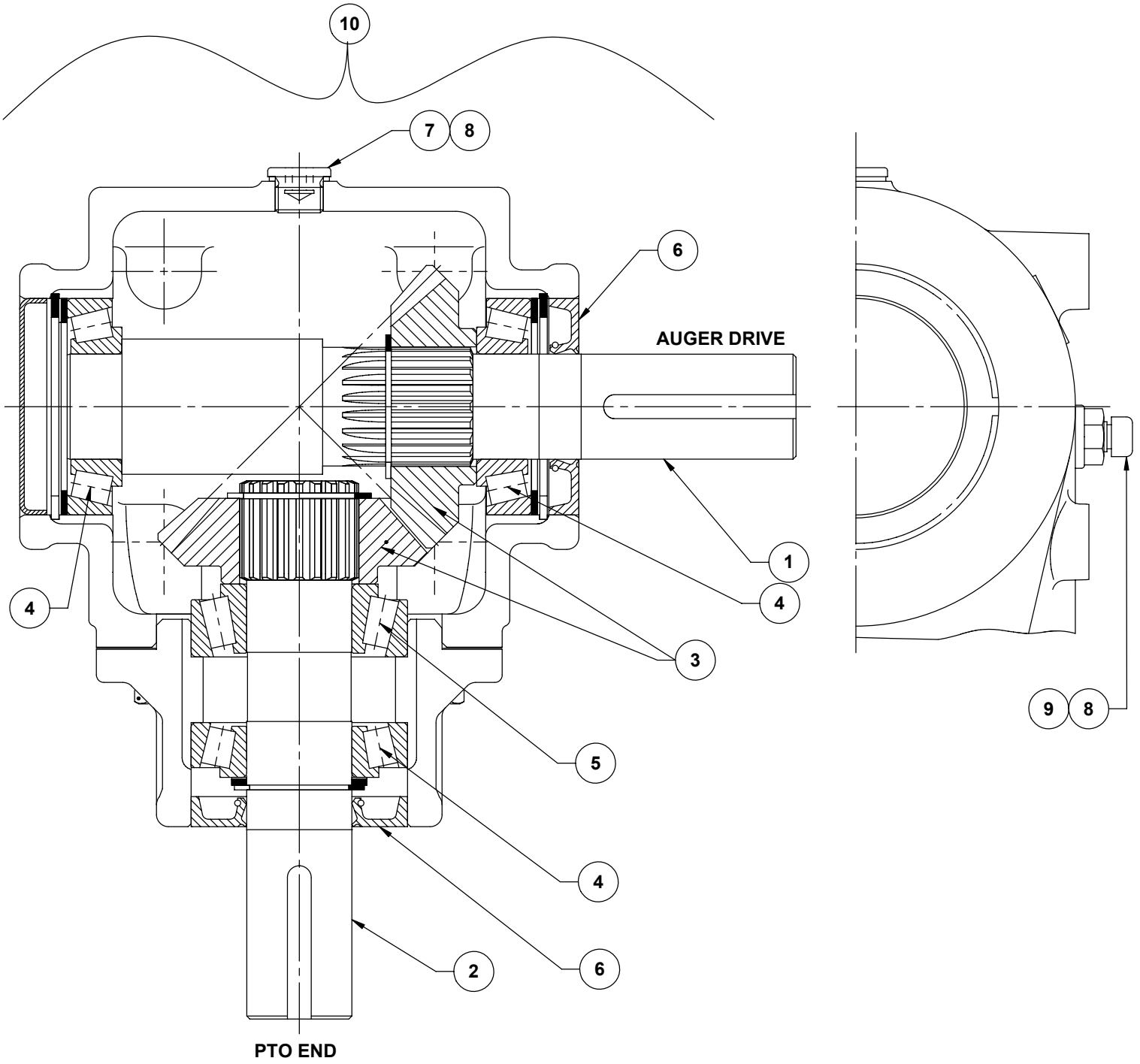


NO	PART NUMBER	DESCRIPTION/NOTES	QTY	SERIAL #
1	7100-38-9494	PTO SHAFT,W2400 SEIRES,#389494 WALTERSCHEID	1	
2	7100-38-9836	MALE HALF SHAFT C/W SHIELDING (INCLUDES 4,5,7-10,13-15,17,19)	1	
3	38-109228	FEMALE HALF SHAFT C/W SHIELDING (INCLUDES 6,7,9,11,12,14-16,18,20,21)	1	
4	7100-38-0908	YOKE #380908 1 3/8 21 SPL A.S. C/W #12	1	
5	7100-38-1908	A.S. COLLAR KIT #381908	1	
6	7100-38-9400	COMPLETE CLUTCH ASSEMBLY #389400 (SEE PAGE.2)	1	
7	7100-31-2410	CROSS BEARING KIT #312410	2	
8	7100-01-9518	INBOARD YOKE 1B #019518	1	
9	7100-02-0617	SPRING PIN #020617 10X80	2	
10	7100-01-8952	INNER PROFILE #048952	1	
11	7100-09-1472	OUTER PROFILE #091472 2A	1	
12	7100-01-9519	INBOARD YOKE #19519 2A	1	
13	7100-36-5366	SHIELD CONE 6 RIB #365366	1	
14	7100-36-5305	SCREW #365305	2	
15	7100-08-7276	BEARING RING #087276	2	
16	7100-04-4321	SAFTEY CHAIN #044321	1	
17	7100-09-4620	OUT. SHIELD TUBE OVAL #094620	1	
18	7100-05-6140	INNER SHIELD TUBE ROUND #056140	1	
19	7100-38-3333	DANGER DECAL - SHIELD #383333	1	
20	7100-38-3334	DANGER DECAL - STEEL #383334	1	
21	7100-36-5386	SHIELD CONE 6 RIB #365386	1	
22	6215-08-4099	GREASE ZERK-M8X1-67.5DEG	1	
23	38-110587	GREASEZERK-M8X1-PKG OF 3 OF 6215-08-4099	1	



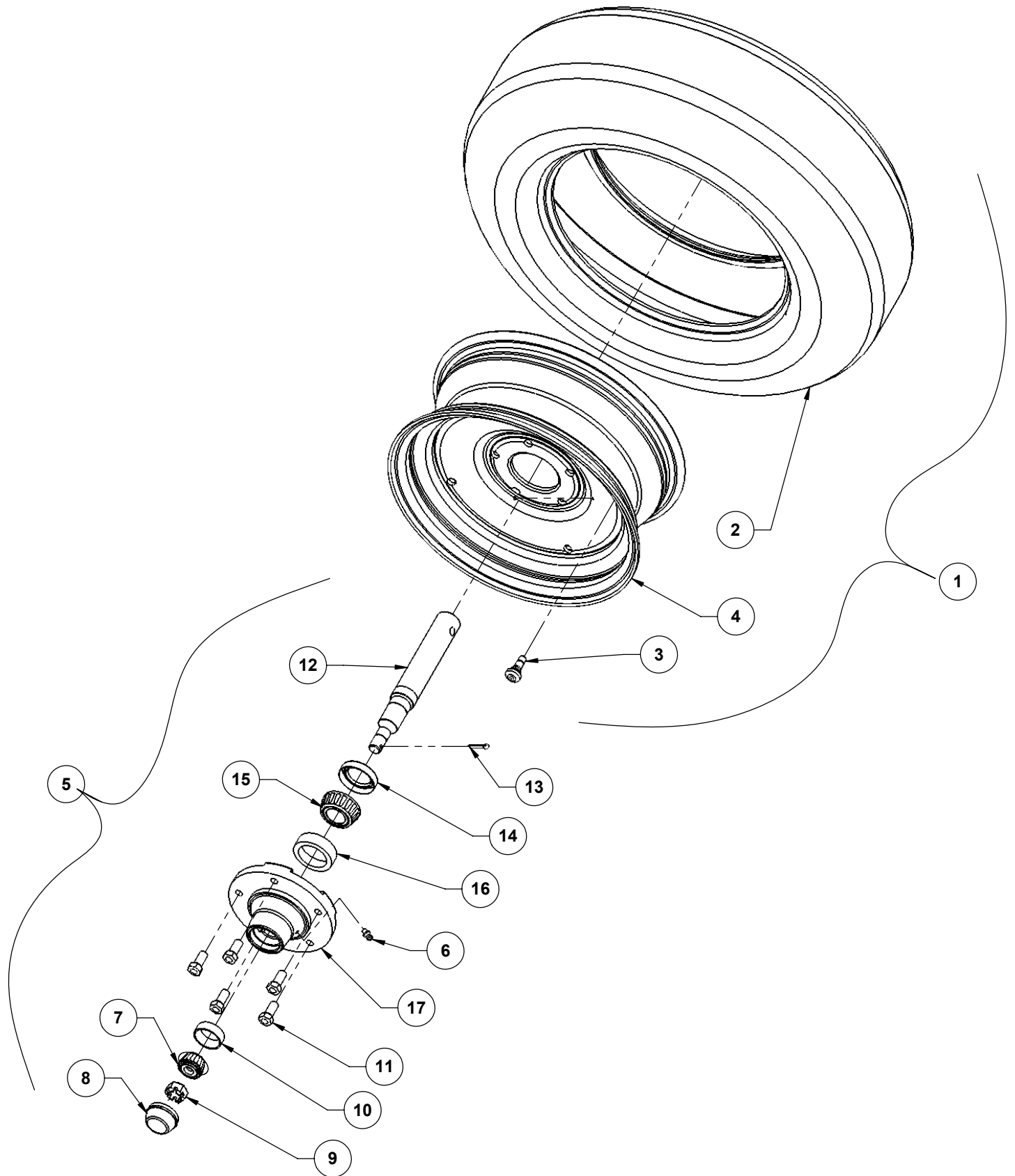
NO	PART NUMBER	DESCRIPTION/NOTES	QTY	SERIAL #
1	7100-38-1957	H N M8 DIN 6330 #381957	4	
2	7100-04-2487	BELLEVILLE SPRING 043487 WHITE DOT	1	
3	7100-04-3489	BELLEVILLE SPRING #043489 RED DOT	1	
4	7100-38-1495	THRUST PLATE #381495	1	
5	7100-04-2480	FRICTION DISK #168556	4	
6	7100-02-4459	DRIVE PLATE #042459	1	
7	7100-04-2454	DRIVE PLATE #042454	1	
8	7100-38-9402	HUB 1 3/8" - 5/16" KEYWAY #389402	1	
9	7100-32-0527	CLUTCH HOUSING #320527	1	
10	7100-38-9400	COMPLETE CLUTCH ASSEMBLY #389400	1	
11	7100-34-1953	QUICK DISCONNECT FLG KIT (12-18) #341953	1	
12	7100-04-7825	BACK UP RING #047825	1	
13	7100-04-5793	COMPRESSION SPRING #045793	1	
14	7100-02-0692	BALL 02-0692	3	
15	7100-04-5790	LOCK COLLAR #045790	1	
16	7100-04-5791	FLANGED RING #338531	1	
17	7100-02-0628	SNAP RING #020628	1	
18	7100-30-4149	SNAP RING #304149	1	

GEAR BOX



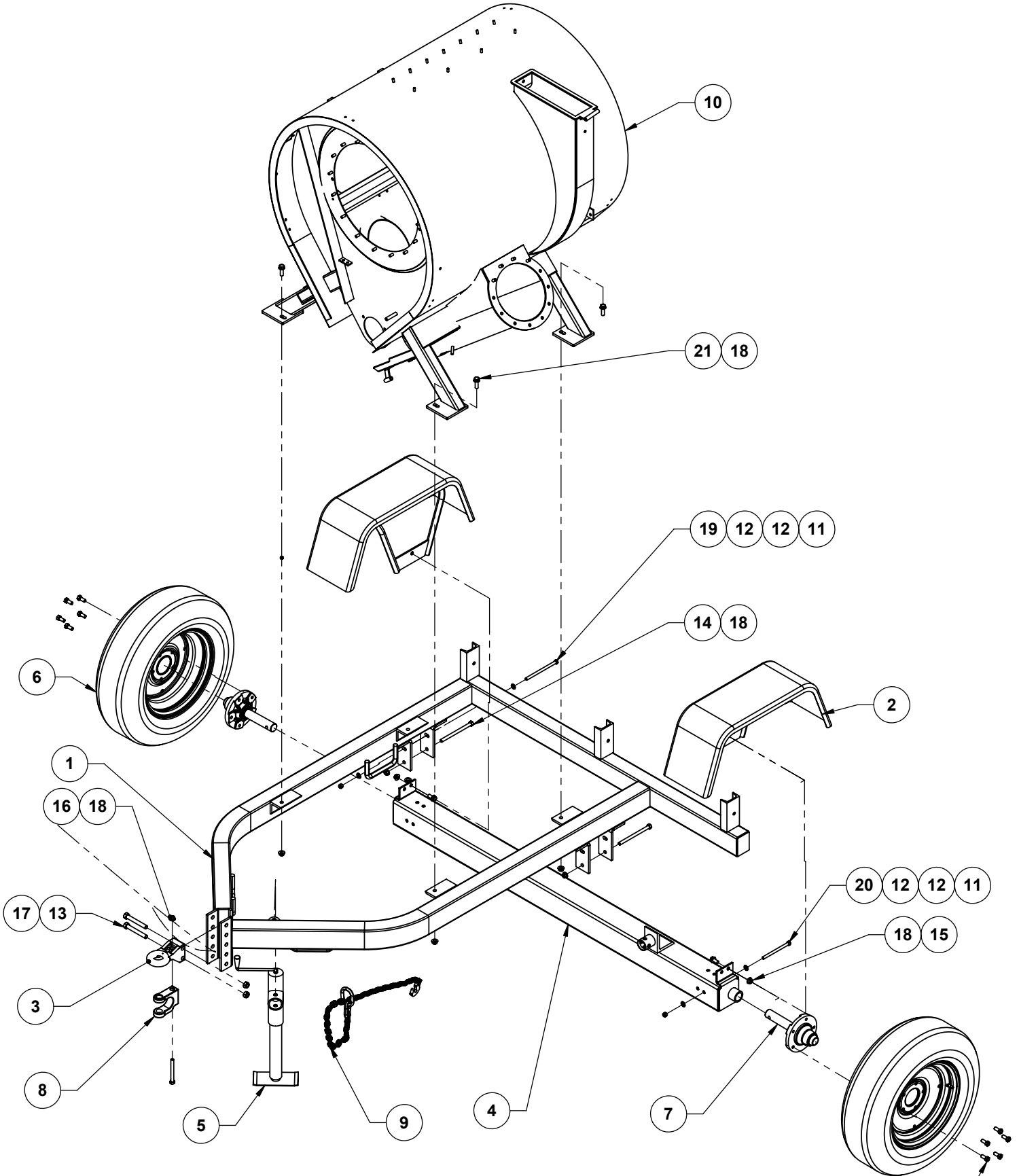
NO	PART NUMBER	DESCRIPTION/NOTES	QTY	SERIAL #
1	7500-38-4541	SHAFT-GEAR	1	
2	7500-38-4542	SHAFT-PINION	1	
3	7500-38-4543	GEAR-STRAIGHT BEVEL	2	
4	7500-38-4544	BEARING-TAPERED ROLLER	3	
5	7500-38-4545	BEARING-TAPERED ROLLER	1	
6	7500-38-4546	SEAL, RADIAL SHAFT	2	
7	7500-38-4547	PLUG, HEX SOCKET M16 X 1.5	1	
8	7500-38-4548	SEAL, COPPER 16 X 20	2	
9	7500-38-4549	BREATHER, GEARBOX VENT	1	
10	7500-38-4540	GEARBOX-GKN GRAINVAC 1 1	1	

WHEEL AND AXLE ASSEMBLY



NO	PART NUMBER	DESCRIPTION/NOTES	QTY	SERIAL #
1	38-109591	5 BOLT WHEEL ASSEMBLY	1	
2	3910-37-0006	TIRE-ST205/75R15 (BSL)	1	
3	3915-00-0000	VALVE STEM TR415	1	
4	7980-32-1515	WHEEL-RIM 15" X 5" X 5 BOLT	1	
5	7864-00-0015	GV SPINDLE HUB COMP. (INCL. 6-17)	1	
6	6215-01-0614	GREASE ZERK - 1/4-DRV STR.	1	
7	7214-00-0001	BEARING - LM11949	1	
8	103-300	DC 12 HUB CAP	1	
9	4044-12F0305	NUT-CASTLE 3/4" UNF GR.5	1	
10	7415-00-0006	OUTER RACE	1	
11	4150-21F2904	BOLT - WHEEL 1/2 X 1 3/4" UNF (WE10)	5	
12	7864-00-0013	SPINDLE - AXLE - S413-Q988	1	
13	6732-00-0032	PINS-COTTER 3/16 X 1 1/4	1	
14	7415-00-0015	GREASE SEAL - SE11	1	
15	7214-01-2500	BEARING - LM67048	1	
16	7415-00-0005	INNER RACE	1	
17	7416-00-0009	HUB H-511 - 5 BOLT - 1800#	1	

SPRING ASSIST AXLE AND FRAME ASSEMBLY
SERIAL BREAK 0000 - 9329



NOTE TORQUE BOLTS TO
75-80 FT-LBS
(900-960 IN-LBS)

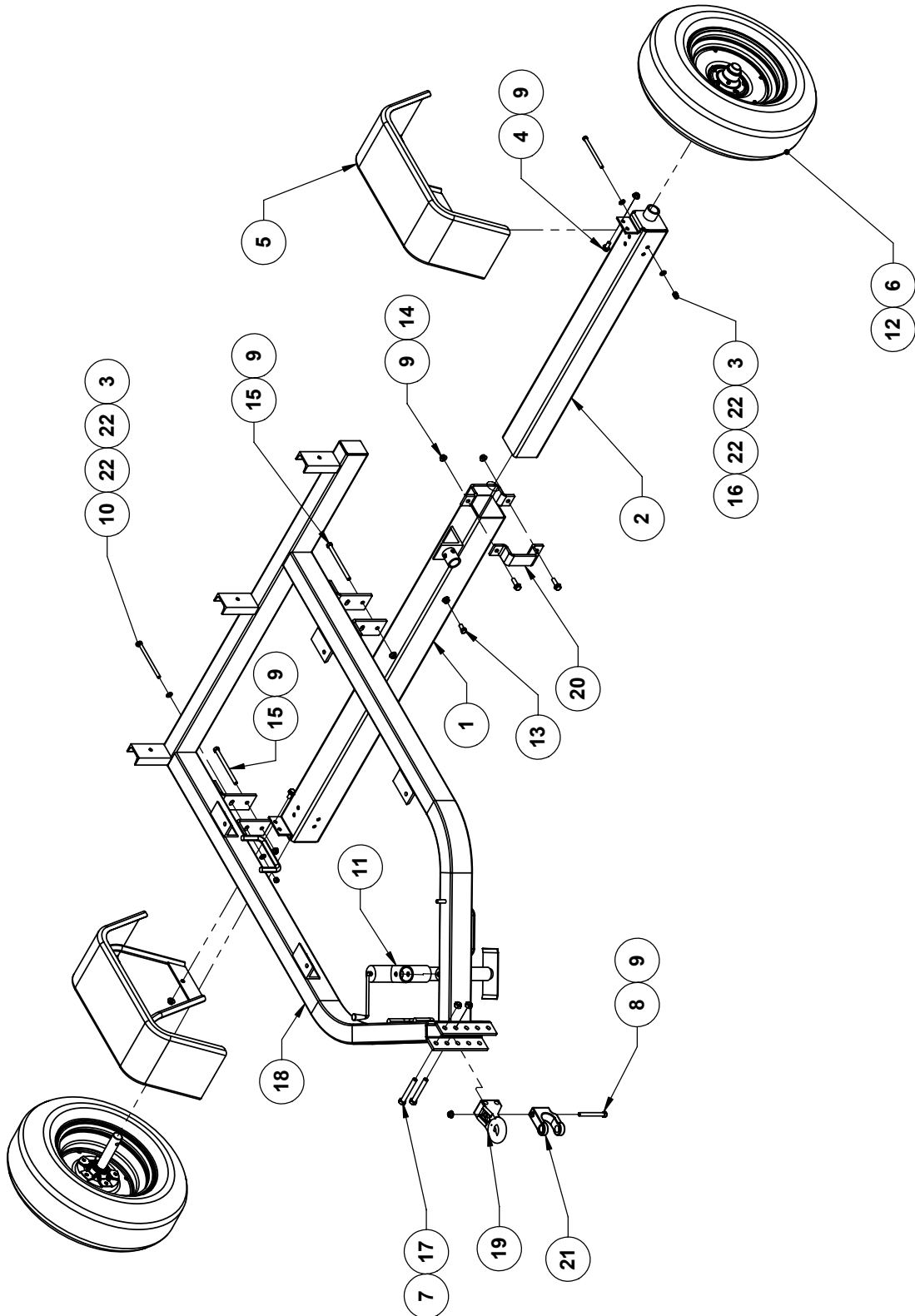
SPRING ASSIST AXLE AND FRAME ASSEMBLY
SERIAL BREAK 0000 - 9329

2500- PAGE 5A
REV. APR 02/07

NO	PART NUMBER	DESCRIPTION/NOTES	QTY	SERIAL #
1	38-110392	MAIN FRAME WELDMENT - S/A	1	
2	38-108207	FENDER WELDMENT	2	
3	2190-00-0010	BASE HITCH PPI-126VR	1	
4	38-108903	SOLID AXLE TUBE WELD	1	
5	0485-00-0003	JACK - TOP SCREW - CROWN	1	
6	38-109591	5 BOLT WHEEL ASSEMBLY	2	
7	7864-00-0015	GV SPINDLE HUB COMPLETE	2	
8	2190-00-0011	CLEVIS PPI-107VR	1	
9	6187-00-0002	SAFTEY CHAIN 10,000LB	1	
10	38-110411	BODY COMPLETE WELDMENT	1	
11	4049-13C0250	NUT NY-LOCK 7/16 UNC GR.5	2	
12	5009-02-0438	WASHER-FLAT 7/16 DIA. USS	4	
13	4001-22C3344	BOLT-HEX 5/8 X 4 1/2 UNC GR.5	2	
14	4001-22C2990	BOLT-HEX 1/2 X 7 UNC GR.5	2	
15	4024-22C0510	BOLT-WHIZ 1/2 X 1 UNC GR.5	2	
16	4001-22C2960	BOLT-HEX 1/2 X 4 1/2 UNC GR.5	1	
17	4055-02C0280	NUT-LOCK FLG UNI-TRQ 5/8 UNC GR.5	2	
18	4057-02C0500	NUT-LOCK FLG UNI-TRQ 1/2 UNC GR.5	9	
19	4001-22C2770	BOLT-HEX 7/16 X 7 UNC GR.5	1	
20	4001-22C2766	BOLT-HEX 7/16 X 6 UNC GR.5	1	
21	4024-22C0515	BOLT-WHIZ 1/2 X 1 1/2 UNC GR.5	4	

NO	PART NUMBER	DESCRIPTION/NOTES	QTY	SERIAL #
1	38-111201	2500 TORFLEX FRAME WELD	1	
2	7417-01-0004	AXLE ASSY TORFLEX 3500#	1	9330-9479
2A	7417-01-0006	AXLE ASSY TORFLEX 3500# HIGH-PROFILE	1	9480
3	0485-00-0003	JACK - TOP SCREW - CROWN	1	
4	38-111217	2500 FENDER	2	
5	38-110411	BODY COMPLETE WELDMENT	1	
6	2190-00-0011	CLEVIS PPI-107VR	1	
7	4060-F2-0500	WHEEL NUT 1/2 UNF PLTD	10	
8	4001-22F3288	BOLT-HEX 5/8 X 1 1/2 UNF GR.5	4	
9	4055-02F0280	NUT-LOCK UNI-TRQ 5/8 UNF	4	
10	5011-00-0003	WASHER 5/8 ID X 1 5/16 OD	4	
11	2190-00-0010	BASE HITCH PPI-126VR	1	
12	3910-32-0019	TIRE ASSEMBLY - 2500	2	
13	4024-22C0515	BOLT-WHIZ 1/2 X 1 1/2 UNC GR.5	4	
14	4057-02C0500	NUT-LOCK UNI-TRQ 1/2 UNC GR.5	5	
15	4024-22C2502	BOLT-WHIZ 3/8 X 1 UNC GR.5	6	
16	4057-02C0235	NUT-LOCK FLG UNI-TRQ 3/8 UNC GR.5	6	
17	4001-22C3344	BOLT-HEX 5/8 X 4 1/2 UNC GR.5	2	
18	4001-22C2960	BOLT-HEX 1/2 X 4 1/2 UNC GR.5	1	
19	4055-02C0280	NUT-LOCK UNI-TRQ 5/8 UNC GR.5	2	
20	6187-00-0002	SAFETY CHAIN 10,000 LB.	1	

TELESCOPING AXLE FRAME ASSEMBLY (HYDRAULIC)
SERIAL BREAK 8000-8719

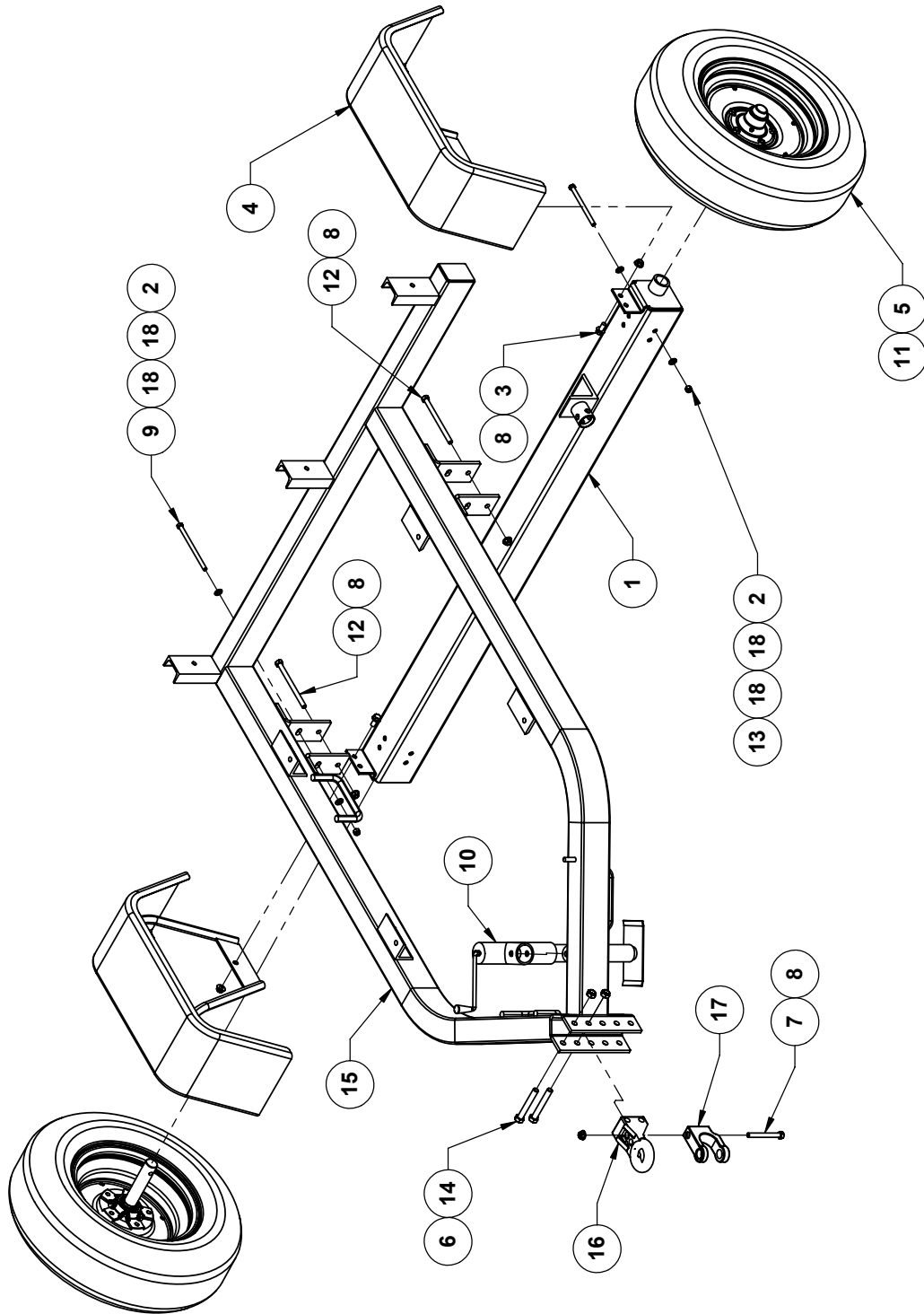


TELESCOPING AXLE FRAME ASSEMBLY (HYDRAULIC)
 SERIAL BREAK 8000 - 8719

2500- PAGE 6A
 REV. APR 02/07

NO	PART NUMBER	DESCRIPTION/NOTES	QTY	SERIAL #
1	38-108202	AXLE TUBE WELDMENT	1	
2	38-108200	TELESCOPING TUBE WELDMENT	1	
3	4049-13C0250	NUT NY-LOCK 7/16 UNC GR.5	2	
4	4024-22C0510	BOLT-WHIZ 1/2 X 1 UNC GR.5	2	
5	38-108207	FENDER WELDMENT	2	
6	38-109591	5 BOLT WHEEL ASSEMBLY	2	
7	4055-02C0280	NUT-LOCK UNI-TRQ 5/8 UNC GR.5	2	
8	4001-22C2960	BOLT-HEX 1/2 X 4 1/2 UNC GR.5	1	
9	4057-02C0500	NUT-LOCK FLG UNI-TRQ 1/2 UNC GR.5	7	
10	4001-22C2770	BOLT-HEX 7/16 X 7 UNC GR.5	1	
11	0485-00-0003	JACK - TOP SCREW - CROWN	1	
12	7864-00-0015	GV SPINDLE HUB COMPLETE	2	
13	4001-22C2888	BOLT-HEX 1/2 X 1 UNC GR.5	1	
14	4024-22C0515	BOLT-WHIZ 1/2 X 1 1/2 UNC GR.5	2	
15	4001-22C2990	BOLT-HEX 1/2 X 7 UNC GR.5	2	
16	4001-22C2766	BOLT-HEX 7/16 X 6 UNC GR.5	1	
17	4001-22C3344	BOLT-HEX 5/8 X 4 1/2 UNC GR.5	2	
18	38-110432	MAIN FRAME WELDMENT - HYD	1	
19	38-110434	BASE HITCH PPI-126VR	1	
20	38-108198	TELESCOPING CLAMP	1	
21	38-110435	CLEVIS PPI-107VR	1	
22	5009-02-0438	WASHER-FLAT 7/16 DIA. USS	4	

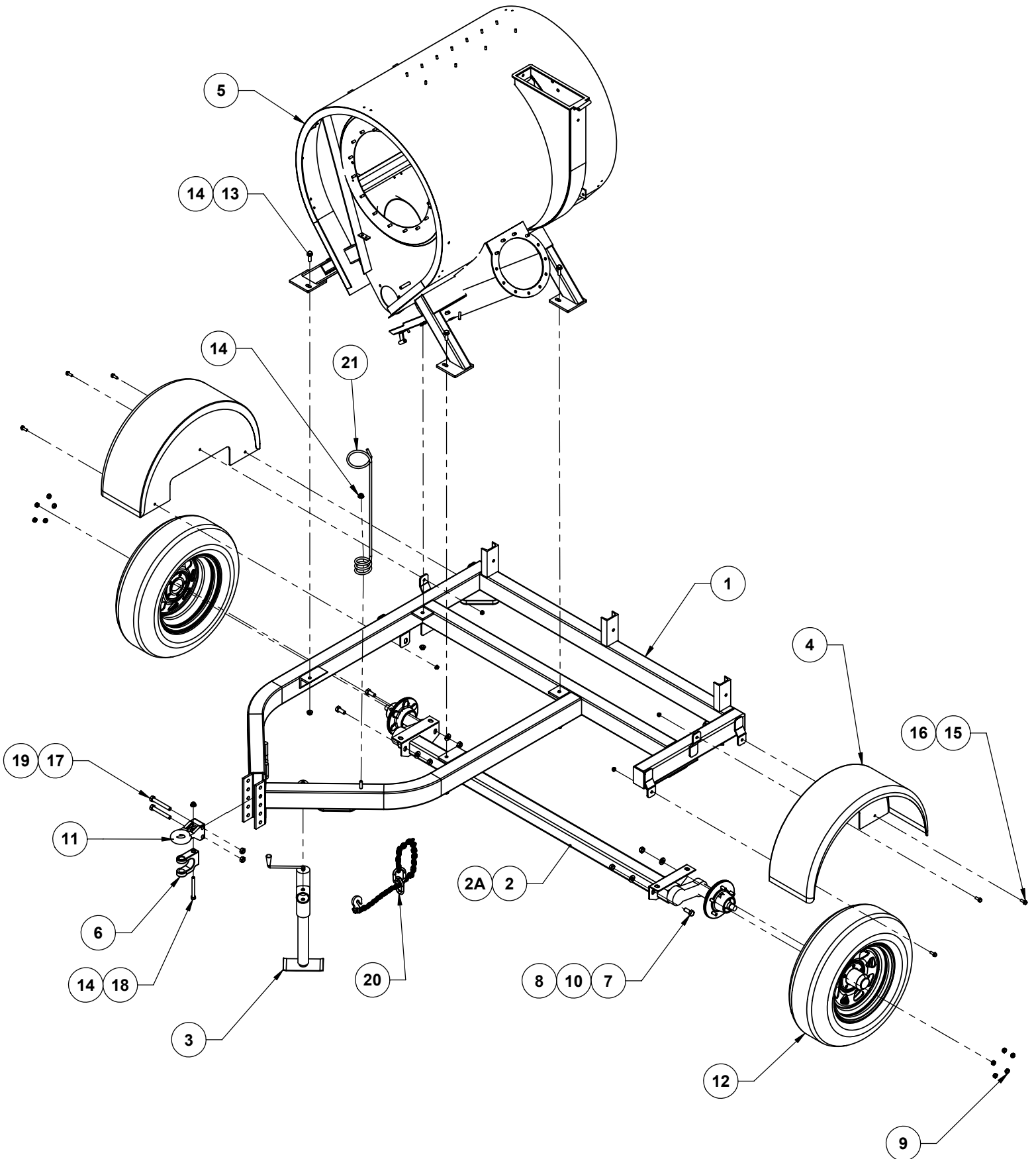
AXLE FRAME ASSEMBLY (HYDRAULIC)
SERIAL BREAK 8720 - 9319



**AXLE FRAME ASSEMBLY (HYDRAULIC)
SERIAL BREAK 8720 - 9319**

**2500- PAGE 6-1A
REV. APR 24/07**

NO	PART NUMBER	DESCRIPTION/NOTES	QTY	SERIAL #
1	38-108903	SOLID AXLE	1	
2	4049-13C0250	NUT NY-LOCK 7/16 UNC GR.5	2	
3	4024-22C0510	BOLT-WHIZ 1/2 X 1 UNC GR.5	2	
4	38-108207	FENDER WELDMENT	2	
5	38-109591	5 BOLT WHEEL ASSEMBLY	2	
6	4055-02C0280	NUT-LOCK UNI-TRQ 5/8 UNC GR.5	2	
7	4001-22C2960	BOLT-HEX 1/2 X 4 1/2 UNC GR.5	1	
8	4057-02C0500	NUT-LOCK FLG UNI-TRQ 1/2 UNC GR.5	5	
9	4001-22C2770	BOLT-HEX 7/16 X 7 UNC GR.5	1	
10	0485-00-0003	JACK - TOP SCREW - CROWN	1	
11	7864-00-0015	GV SPINDLE HUB COMPLETE	2	
12	4001-22C2990	BOLT-HEX 1/2 X 7 UNC GR.5	2	
13	4001-22C2766	BOLT-HEX 7/16 X 6 UNC GR.5	1	8620
14	4001-22C3344	BOLT-HEX 5/8 X 4 1/2 UNC GR.5	2	
15	38-110432	MAIN FRAME WELDMENT - HYD	1	
16	2190-00-0010	BASE HITCH PPI-126VR	1	
17	2190-00-0011	CLEVIS PPI-107VR	1	
18	5009-02-0438	WASHER-FLAT 7/16 DIA. USS	4	

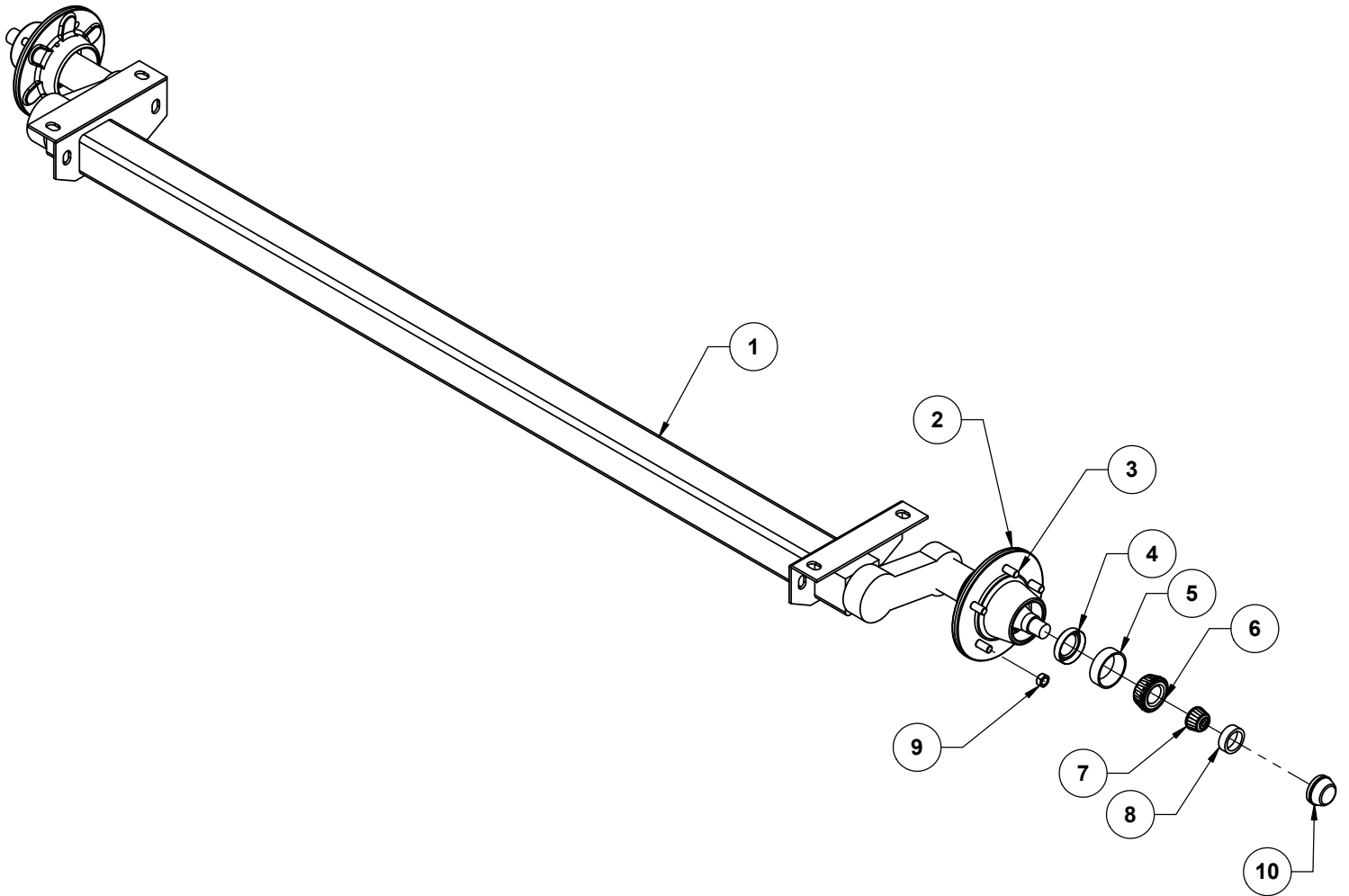


2500 TORFLEX FRAME HYD
SERIAL BREAK 9320

2500- PAGE 6-2A
REV. MAY 14/07

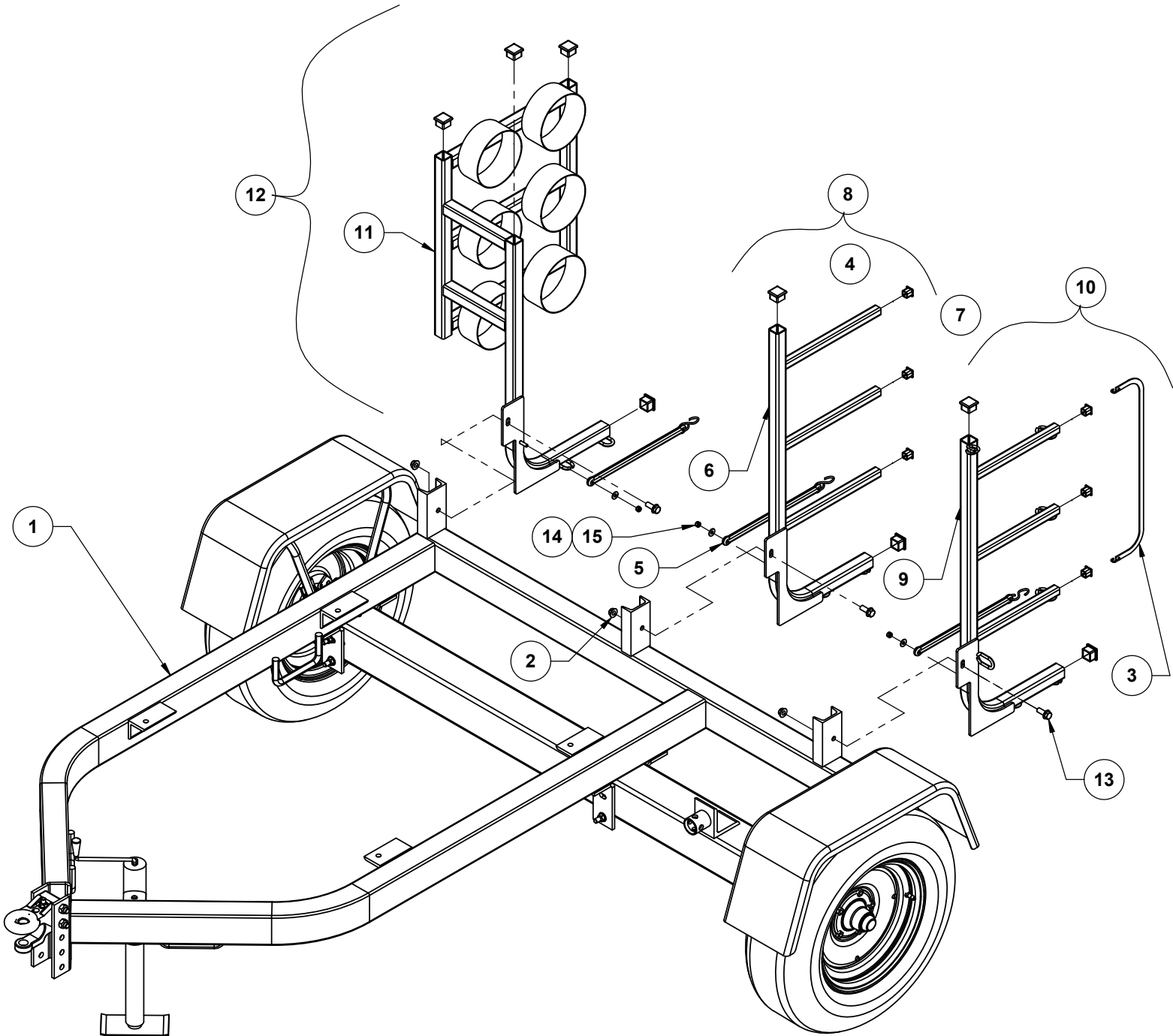
NO	PART NUMBER	DESCRIPTION/NOTES	QTY	SERIAL #
1	38-111208	2500 TORFLEX FRAME WELD	1	
2	7417-01-0004	AXLE ASSY TORFLEX 3500#	1	9320-9479
2A	7417-01-0006	AXLE ASSY TORFLEX 3500# HIGH-PROFILE	1	9480
3	0485-00-0003	JACK - TOP SCREW - CROWN	1	
4	38-111217	2500 FENDER	2	
5	38-110411	BODY COMPLETE WELDMENT	1	
6	2190-00-0011	CLEVIS PPI-107VR	1	
7	4001-22F3288	BOLT-HEX 5/8 X 1 1/2 UNF GR.5	4	
8	4055-02F0500	NUT-LOCK UNI-TRQ 5/8 UNF	4	
9	4060-F2-0500	WHEEL NUT 1/2 UNF PLTD	10	
10	5011-00-0003	WASHER 5/8 ID X 1 5/16 OD	4	
11	2190-00-0010	BASE HITCH PPI-126VR	1	
12	3109-32-0019	TIRE ASSEMBLY - 2500	2	
13	4024-22C0515	BOLT-WHIZ 1/2 X 1 1/2 UNC GR.5	4	
14	4057-02C0500	NUT-LOCK UNI-TRQ 1/2 UNC GR.5	5	
15	4024-22C2502	BOLT-WHIZ 3/8 X 1 UNC GR.5	6	
16	4057-02C0235	NUT-LOCK FLG UNI-TRQ 3/8 UNC GR.5	6	
17	4001-22C3344	BOLT-HEX 5/8 X 4 1/2 UNC GR.5	2	
18	4001-22C2960	BOLT-HEX 1/2 X 4 1/2 UNC GR.5	1	
19	4055-02C0280	NUT-LOCK UNI-TRQ 5/8 UNC	2	
20	6187-00-0002	SAFETY CHAIN 10,000 LB.	1	
21	6777-02-0029	HOSE HOLDER GRAIN VAC	1	

TORFLEX AXLE



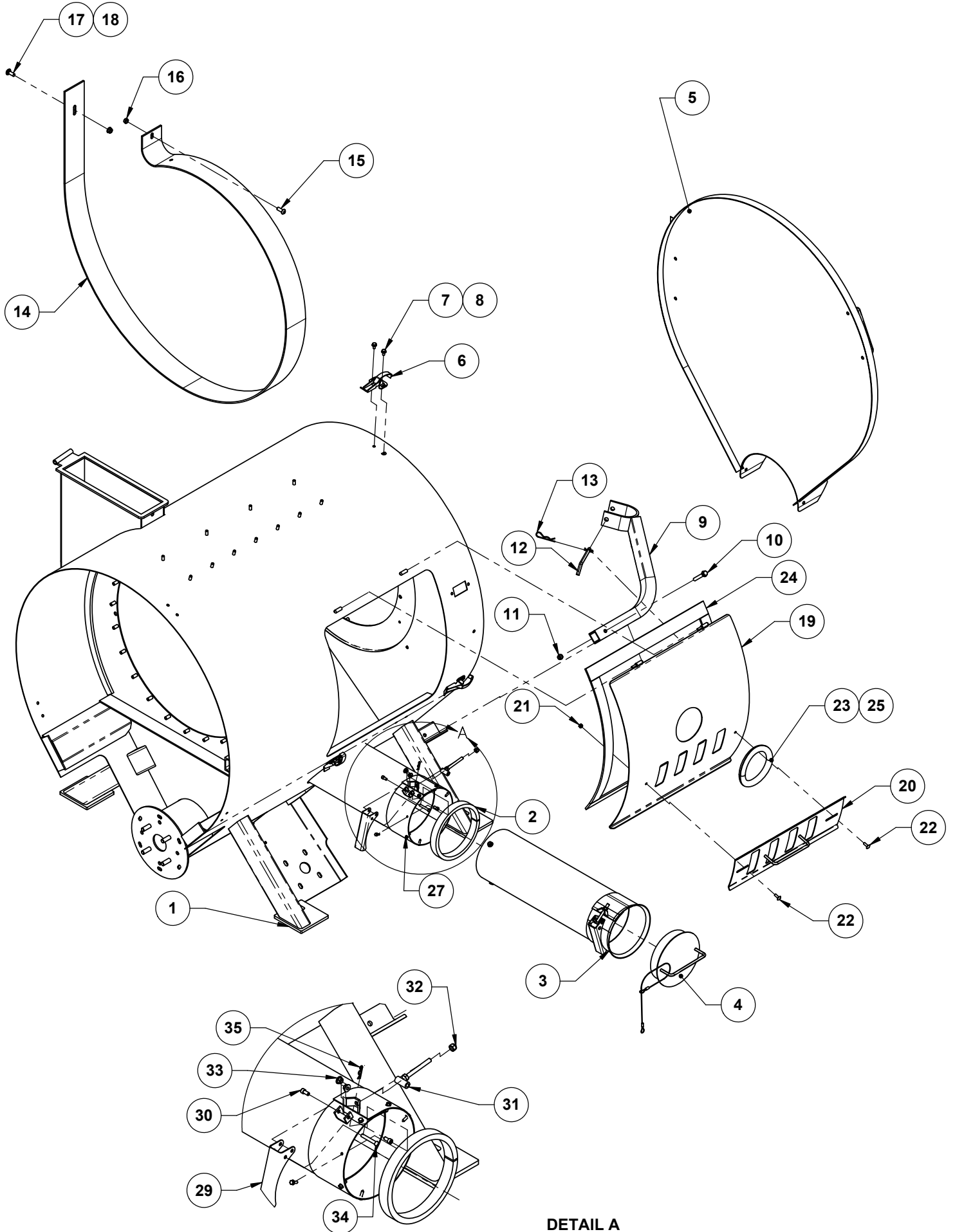
NO	PART NUMBER	DESCRIPTION/NOTES	QTY	SERIAL #
1	7417-01-0006	AXLE ASSY TORFLEX 3500# HIGH-PROFILE	1	
2	7415-00-0024	HUB (NAT L REF #84545)	2	
3	7415-00-0025	DRIVE-IN STUD (NAT L REF #7-122)	10	
4	7415-00-0026	SEAL (NAT L REF #58846)	2	
5	7415-00-0027	INNER RACE (NAT L REF #L68111)	2	
6	7415-00-0028	INNER BEARING (NAT L REF #L68149)	2	
7	7415-00-0029	OUTER BEARING (NAT L REF # L44649)	2	
8	7415-00-0030	OUTER RACE (NAT L REF #L44610)	2	
9	7415-00-0031	NUT (NAT L REF #X1023R)	10	
10	7415-00-0032	GREASE CAP (NAT L REF #46749)	2	

HOSE RACK ASSEMBLY



NO	PART NUMBER	DESCRIPTION/NOTES	QTY	SERIAL #
1	38-110402	2500 FRAME ASSEMBLY	1	
2	4057-02C0500	NUT-LOCK FLG UNI-TRQ 1/2 UNC GR.5	3	
3	3902-00-0001	5 1/2" MOTORCYCLE TIE-DOWN	1	
4	3703-00-0016	PLASTIC PLUG 1 1/2" SQUARE	8	
5	3900-82-5150	TIE-DOWN RUBBER	3	
6	38-108948	MIDDLE UPRIGHT TUBE WELD	1	
7	3703-00-0015	PLASTIC PLUG 1 " SQUARE	6	8720
8	38-108950	MIDDLE UPRIGHT TUBE ASSEMBLY (INCL. 4-7,14,15)	1	
9	38-108278	END UPRIGHT TUBE WELD	1	
10	38-109332	END UPRIGHT TUBE ASSEMBLY (INCL. 4,5,7,9,14,15)	1	
11	38-110478	TUBE RACK WELDMENT	1	8720
12	38-110479	HOSE RACK PANEL ASSEMBLY (INCL. 4,5,8,11,15)	1	8720
13	4024-22C0512	BOLT-WHIZ 1/2 X 1 1/4 UNC GR.5	3	
14	5009-02-0313	WAHER-FLAT 5/16 DIA. USS	3	
15	4049-13C0220	NUT NY-LOCK 5/16 UNC GR.5	3	

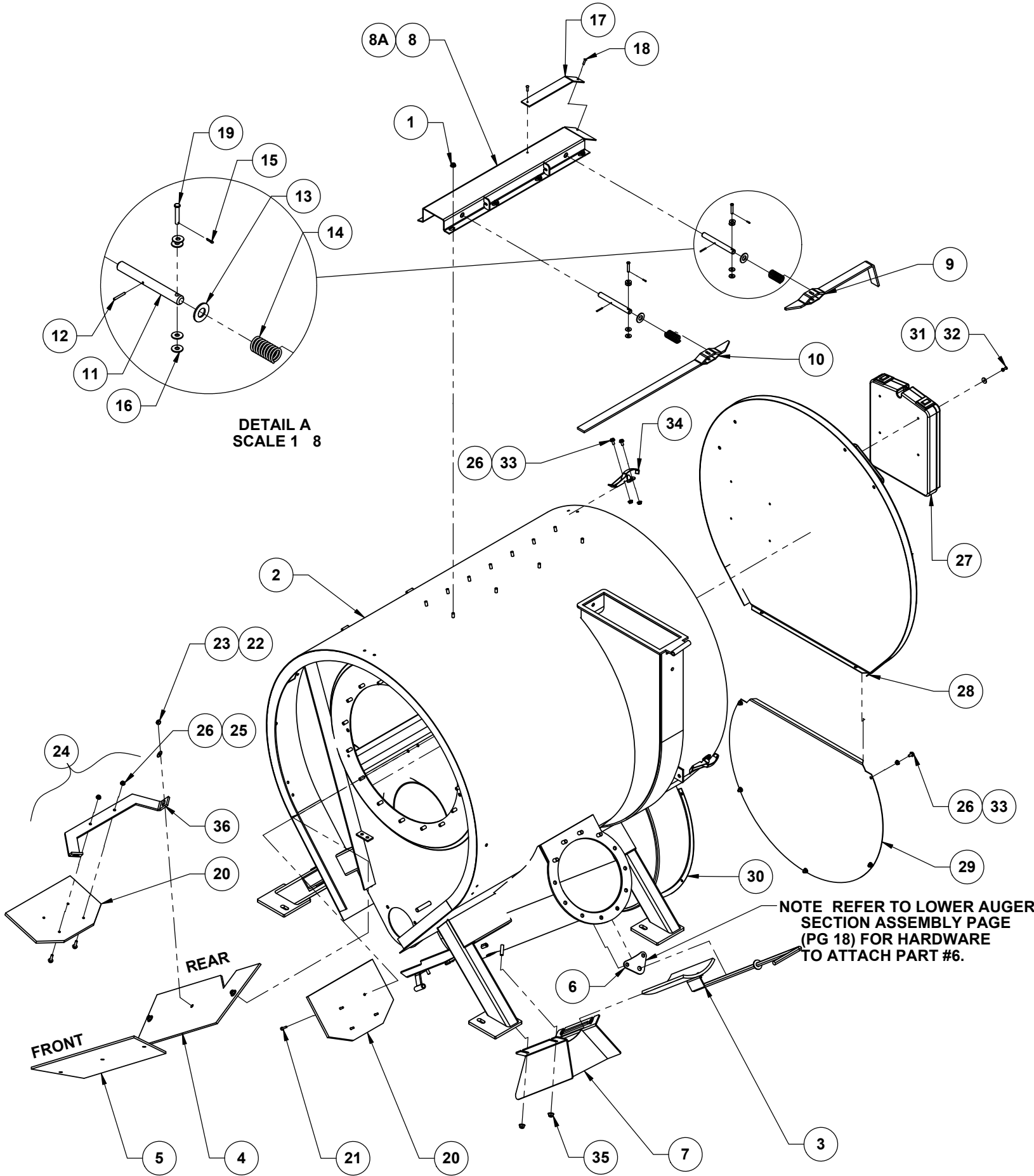
BODY - INLET SIDE



DETAIL A
SCALE 1 10

NO	PART NUMBER	DESCRIPTION/NOTES	QTY	SERIAL #
1	38-110411	BODY COMPLETE WELDMENT	1	
2	38-104977	SEAL - CUT RING	1	
3	38-108212	TELESCOPE TUBE ASSEMBLY	1	
4	38-104128	PLUG INLET ASSEMBLY	1	8800
5	38-110393	FRONT BODY GUARD - 2500	1	
6	5190-00-0002	TENSION LATCH CLAMP	5	
7	4024-22C2140	BOLT-WHIZ 1/4 X 1/2 UNC GR.5	10	
8	4046-13C0200	NUT-WHIZ FLG 1/4 UNC GR.5	10	
9	38-108922	PTO HOLDER	1	
10	4024-22C2542	BOLT-WHIZ 3/8 X 2 1/2 UNC GR.5	1	
11	4049-13C0235	NUT NY-LOCK 3/8 UNC GR.5	1	
12	6744-00-0001	BENT PIN	1	8800
13	6738-00-0086	PIN - HITCH CLIP CP-86H	1	
14	38-109864	WRAP - BOLT IN	1	
15	4010-22C3790	BLT-RND SKT HD 3/8 X 1	1	
16	4055-02C0235	NUT-LOCK UNI-TRQ 3/8 UNC	1	
17	4003-22C2501	BLT-CARR 3/8 X1 GR.5	1	
18	4046-13C0235	NUT-WHIZ FLG 3/8 UNC GR.5	1	9680
19	38-109016	RELIEF DOOR WELDMENT	1	
20	38-109003	RELIEF SLIDE COVER	1	
21	4055-02C0225	NUT-LOCK UNI-TRQ 1/4 UNC GR.5	2	
22	4003-22C2325	BLT-CARR 1/4 X 3/4 UNC GR.5	2	
23	38-109772	INSPECTION DOOR RUBBER	1	
24	3890-00-0004	1/4 X 1 1/2 WEATHERSTRIPPING	10.3	
25	0079-00-0005	GLASS WINDOW 4 7/8 DIA 1/4 THICK	1	
26	38-110395	INSPECTION DOOR ASSEMBLY (INCL 19-25)	1	
27	4890-ST-6009	BOLT-TEK #10-16 X 1/2	8	
29	38-104979	CLAMP UNIVERSAL	1	
30	4009-23C2550	BLT-SKT HEAD 1/4 X 1/2 STNLS. STL	2	
31	38-110740	HOSE CLAMP ADJUSTMENT	1	
32	4049-13C0220	NUT NY-LOCK 5/16 UNC GR.5	1	
33	4057-02C2250	NUT-FLG UNI-TRQ 1/4 UNC GR.5	2	
34	6730-00-1721	CLEVIS-PIN 1/4 X 1 17/32 SN #B-1721	1	
35	6738-00-1640	HITCH PIN - SN #B-1640	1	

BODY - AUGER SIDE



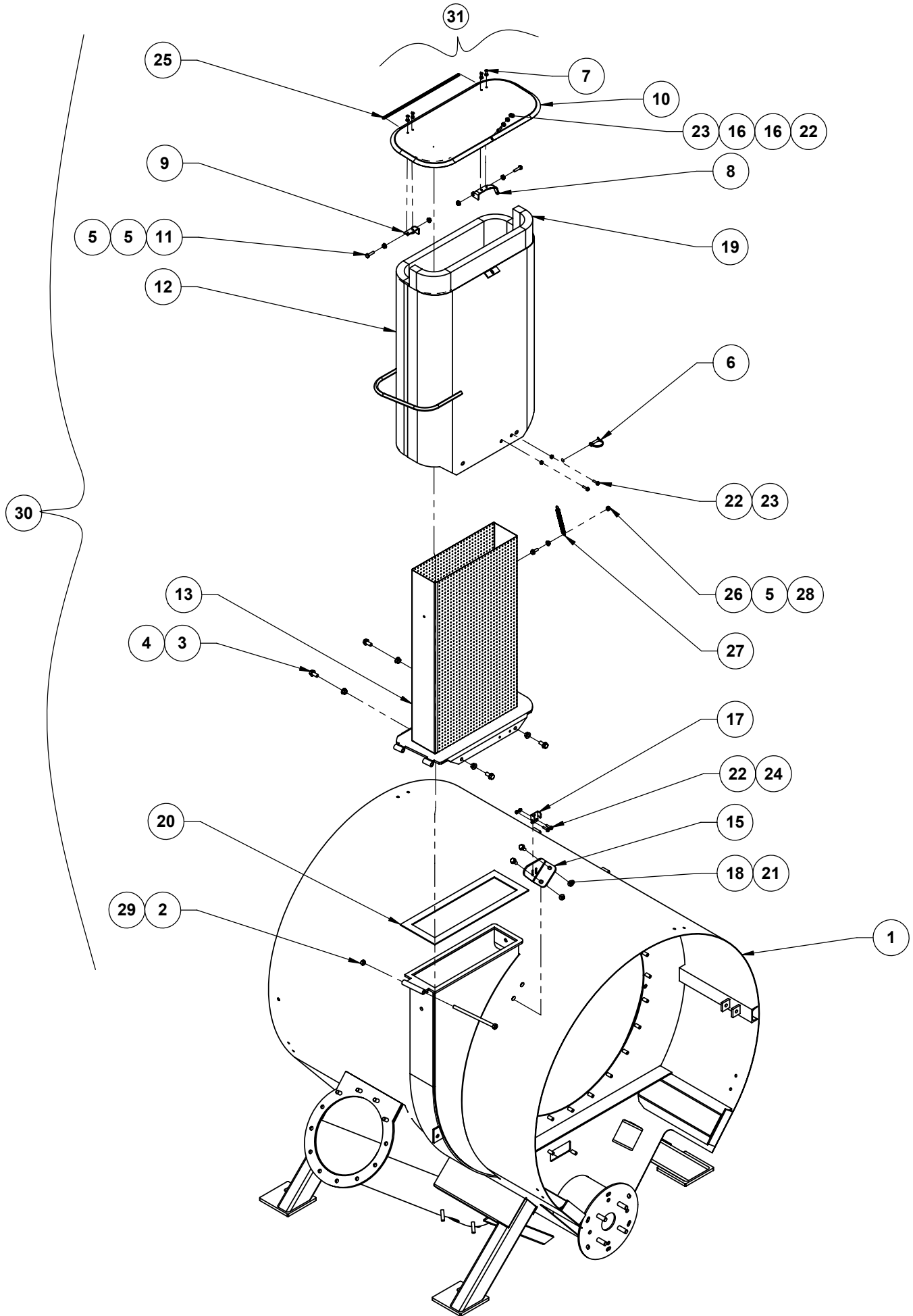
NO	PART NUMBER	DESCRIPTION/NOTES	QTY	SERIAL #
1	4046-13C0220	NUT-WHIZ FLG 5/16 UNC GR.5	11	
2	38-110411	BODY COMPLETE WELDMENT	1	
3	38-110010	CLEANOUT ASSEMBLY	1	
4	3703-04-0033	SIDE GRAIN DEFLECTOR - REAR	1	
5	3703-04-0032	SIDE GRAIN DEFLECTOR - FRONT	1	
6	38-110007	HANDLE KEEPER	1	
7	38-109999	CLEANOUT WELD	1	
8	38-108292	TRANSPORT BRACKET - HYD	1	
8A	38-103751	TRANSPORT BRACKET - S/A	1	
9	38-103770	WELDMENT - AUGER RELEASE BACK	1	
10	38-103771	WELDMENT - AUGER RELEASE FRONT	1	
11	38-103748	PIN-LATCH	2	
12	6740-00-1670	PIN-ROLL 1/8 X 1	2	
13	5012-02-0625	WASHER-FLAT 5/8 DIA. SAE	2	
14	6777-02-0004	AUGER LATCH SPRING GV	2	
15	6732-00-0008	PINS-COTTER 3/32 X 1/2	2	
16	5009-02-0250	WASHER-FLAT 1/4 DIA USS	8	
17	3703-04-0034	STRIP-SLIDE	1	
18	6755-00-0613	RIVET-MONOBOLT 2771-0613	2	
19	6730-00-1710	CLEVIS 1/4 X 1 17/32 - SN #B-1721	2	
20	3703-04-0031	DEFLECTOR - BACK	2	
21	4890-50-8006	BOLT-TEK #10-16 X 1	4	
22	5009-02-0313	WASHER-FLAT 5/16 DIA USS	6	
23	4049-13C0220	NUT NY-LOCK 5/16 UNC GR.5	6	
24	38-108314	DEFLECTOR BRACKET ASSEMBLY (INCL. 20,25,26,36)	1	
25	4024-22C2156	BOLT-WHIZ 1/4 X 1 UNC GR.5	2	
26	4046-13C0200	NUT-WHIZ FLG 1/4 UNC GR. 5	15	
27	3703-00-0030	MANUAL STORAGE - CUSTOM PAK	1	
28	38-110394	REAR BODY GUARD - 2500	1	
29	38-105042	GUARD BACK MAIN DRIVE	1	
30	38-105040	WELDMENT GUARD FRONT MAIN	1	
31	08-104414	BALANCE WEIGHTS - 14GA - 3/4"	4	
32	6755-00-0617	RIVET-MONOBOLT 2771-0617	4	
33	4024-22C2140	BOLT-WHIZ 1/4 X 1/2 UNC GR.5	13	
34	5190-00-0002	TENSION LATCH CLAMP	4	
35	4057-02C0235	NUT-FLG UNI-TRQ 3/8 UNC GR.5	4	
36	2430-01-0342	DEFLECTOR BRACKET	1	

EXHAUST ASSEMBLY
SERIAL BREAK 8000 - 8199

2500- PAGE 10A
REV. APR 02/07

NO	PART NUMBER	DESCRIPTION/NOTES	QTY	SERIAL #
1	38-110411	BODY COMPLETE WELDMENT	1	
2	38-110069	EXHAUST LATCH FOLDED	1	
3	38-110067	EXHAUST FOAM - LARGE	2	
4	38-110068	EXHAUST FOAM - SMALL	2	
5	38-110035	PERFORATED FOLDING WELD	1	
6	38-110039	SILENCER SHELL WELD	1	
7	4024-22C2494	BOLT-WHIZ 3/8 X 3/4 UNC GR.5	4	
8	4046-13C0235	NUT-WHIZ FLG 3/8 UNC GR.5	4	
9	51-108802	BRACKET - HOOD FASTENER	1	
10	51-108803	STRAP - HOOD FASTENER	1	
11	4049-13C0235	NUT NY-LOCK 3/8 UNC GR.5	2	
12	4065-22C2420	BOLT-HEX 5/16 X 2 UNC GR.5	1	
13	4024-22C2344	BOLT-WHIZ 5/16 X 3/4 UNC GR.5	1	
14	4046-13C0220	NUT-WHIZ FLG 5/16 UNC GR.5	3	
15	4057-02C0313	NUT-LOCK FLG UNI-TRQ 5/16 UNC GR.5	1	
16	3890-00-0012	NEOPRENE 1/4 X 1	3.5	
17	4046-13C0200	NUT-WHIZ FLG 1/4 UNC GR.5	4	
18	4024-22C2352	BOLT-WHIZ 5/16 X 1 UNC GR.5	1	
19	4024-22C2156	BOLT-WHIZ 1/4 X 1 UNC R.5	2	
20	20-101187	TENSION ADJUSTER - DUMP	1	
21	38-110550	2500 EXHAUST LID	1	
22	6777-02-0012	DUMP LID SPRING	1	
23	38-110631	WETHERSTRIP 1/4 X 5/16	1	
24	4049-13C0028	NUT NY-LOCK #10-24 UNC GR.5	1	
25	4046-13C1024	NUT-WHIZ FLG #10-24	1	
26	4024-22C1024	BOLT-WHIZ #10-24 X 3/4	1	
27	38-110043	COMPLETE SILENCER (INCL.3-8,14,16-26,29)	1	
28	4001-22C2650	BLT-HEX 3/8 X 6 1/2 UNC GR.5	1	
29	38-110066	EXHAUST RUBBER HANDLE	1	

ROUND EXHAUST ASSEMBLY
SERIAL BREAK 8200 - 9519

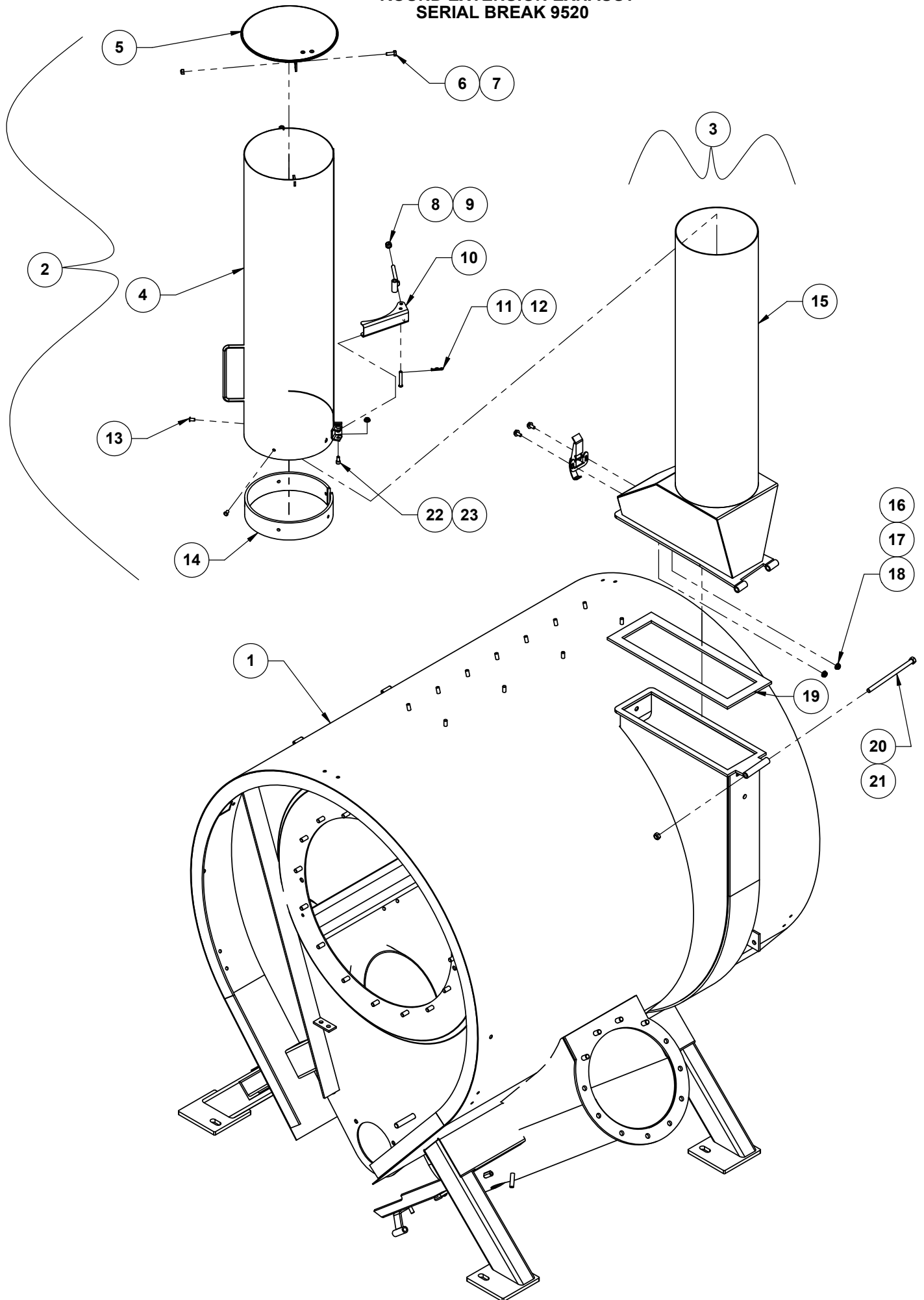


2500 ROUND EXHAUST ASSEMBLY
SERIAL BREAK 8200-9519

2500- PAGE 10-1A
REV. APR 02/07

NO	PART NUMBER	DESCRIPTION/NOTES	QTY	SERIAL #
1	38-10411	BODY COMPLETE WELDMENT	1	
2	4055-02C0235	NUT-LOCK UNI-TRQ 3/8 UNC	1	
3	4024-22C2494	BOLT-WHIZ 3/8 X 3/4 UNC GR.5	4	
4	4046-13C0235	NUT-WHIZ FLG 3/8 UNC GR.5	4	
5	4046-13C0200	NUT-WHIZ FLG 1/4 UNC GR.5	5	
6	6733-00-0002	PIN-LOCK 1/4 X 1 3/8	1	
7	6755-00-0617	RIVET-MONOBOLT 2771-0617	4	
8	38-110609	EXHAUST LID HINGE RIGHT	1	
9	38-110610	EXHAUST LID HINGE LEFT	1	
10	38-110611	ROUND EXHAUST LID	1	
11	4001-22C2156	BOLT-HX 1/4 X 1 UNC GR.5	2	
12	38-110601	ROUND SILENCER SHELL	1	
13	38-110605	PERFORATED ROUND SILENCER	1	
14	5190-00-0004	LATCH - TOGGLE DTL-200B	1	
15	38-110621	EXHAUST LATCH PLATE	1	
16	08-104413	BALANCE WEIGHTS - 14GA - 1/2"	2	
17	5190-00-0005	LATCH - STRIKE DTL-200-5	1	
18	4046-13C0220	NUT-WHIZ FLG 5/16 UNC GR.5	2	
19	38-110615	ROUND EXHAUST FOAM	2	
20	3890-00-0014	NEOPRENE 1/8 X 1	3.5	
21	4024-22C2344	BOLT-WHIZ 5/16 X 3/4 UNC GR.5	2	
22	4024-22C1024	BOLT-WHIZ #19-24-3/4	5	
23	4049-13C0028	NUT NY-LOCK 10-24 UNC	3	
24	4046-13C1024	NUT-WHIZ FLG #10-24	2	
25	38-110631	WETHERSTRIP 1/4 X 5/16	1	
26	4049-13C0200	NUT NY-LOCK 1/4 UNC GR.5	1	
27	6777-02-0012	DUMP LID SPRING	1	
28	4024-22C2148	BOLT-WHIZ 1/4 X 3/4 UNC GR.5	1	
29	4001-22C2650	BOLT-HX 3/8 X 6 1/2 UNC GR.5	1	
30	38-110600	COMPLETE SILENCER ROUND (INCL. #2-29,31)	1	
31	38-110745	EXHAUST LID ASSEMBLY (INCL. #7,8,9,10)		

ROUND EXTENSION EXHAUST
SERIAL BREAK 9520

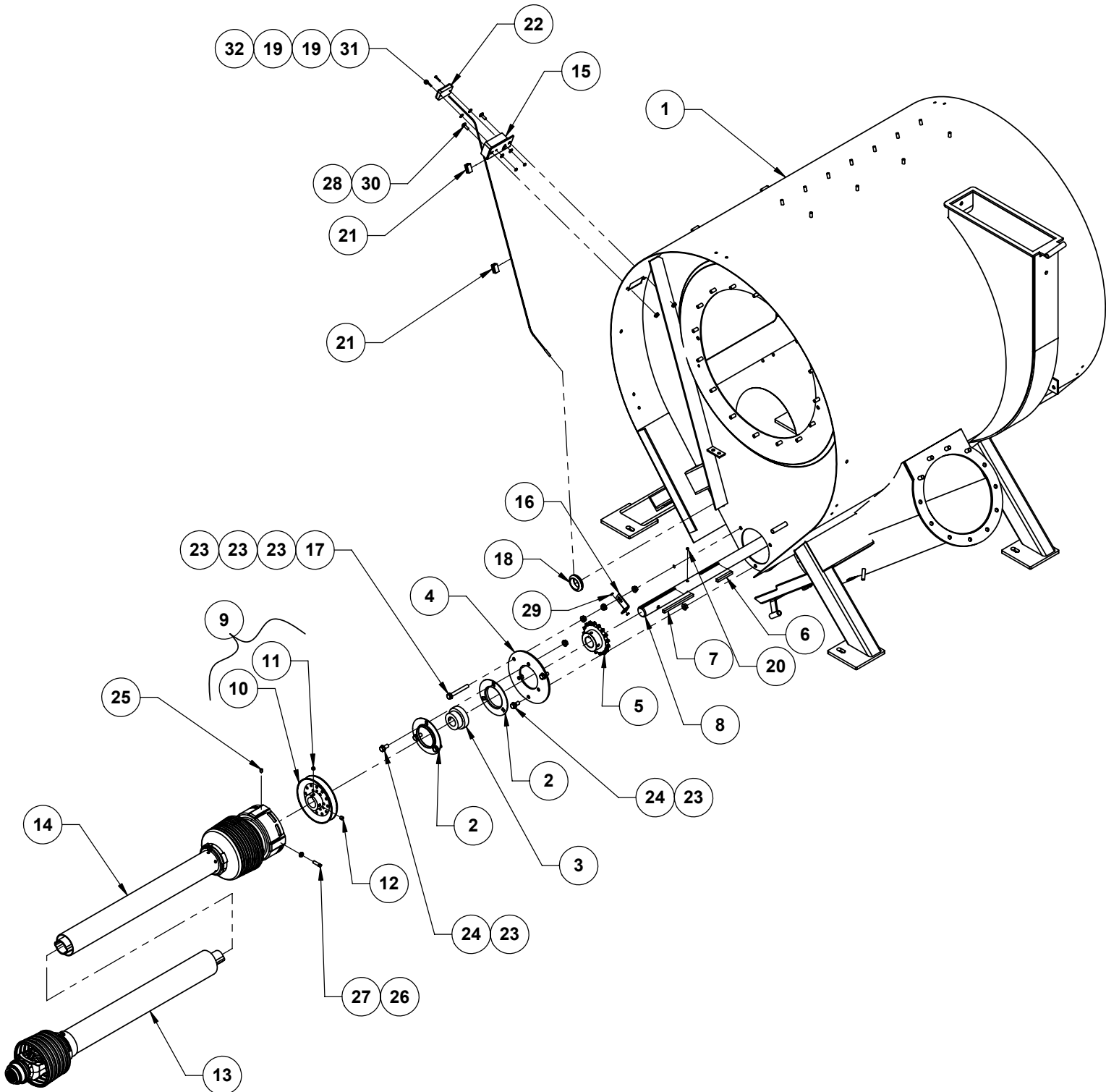


ROUND EXTENSION EXHAUST
SERIAL BREAK 9520

2500- PAGE 10-2A

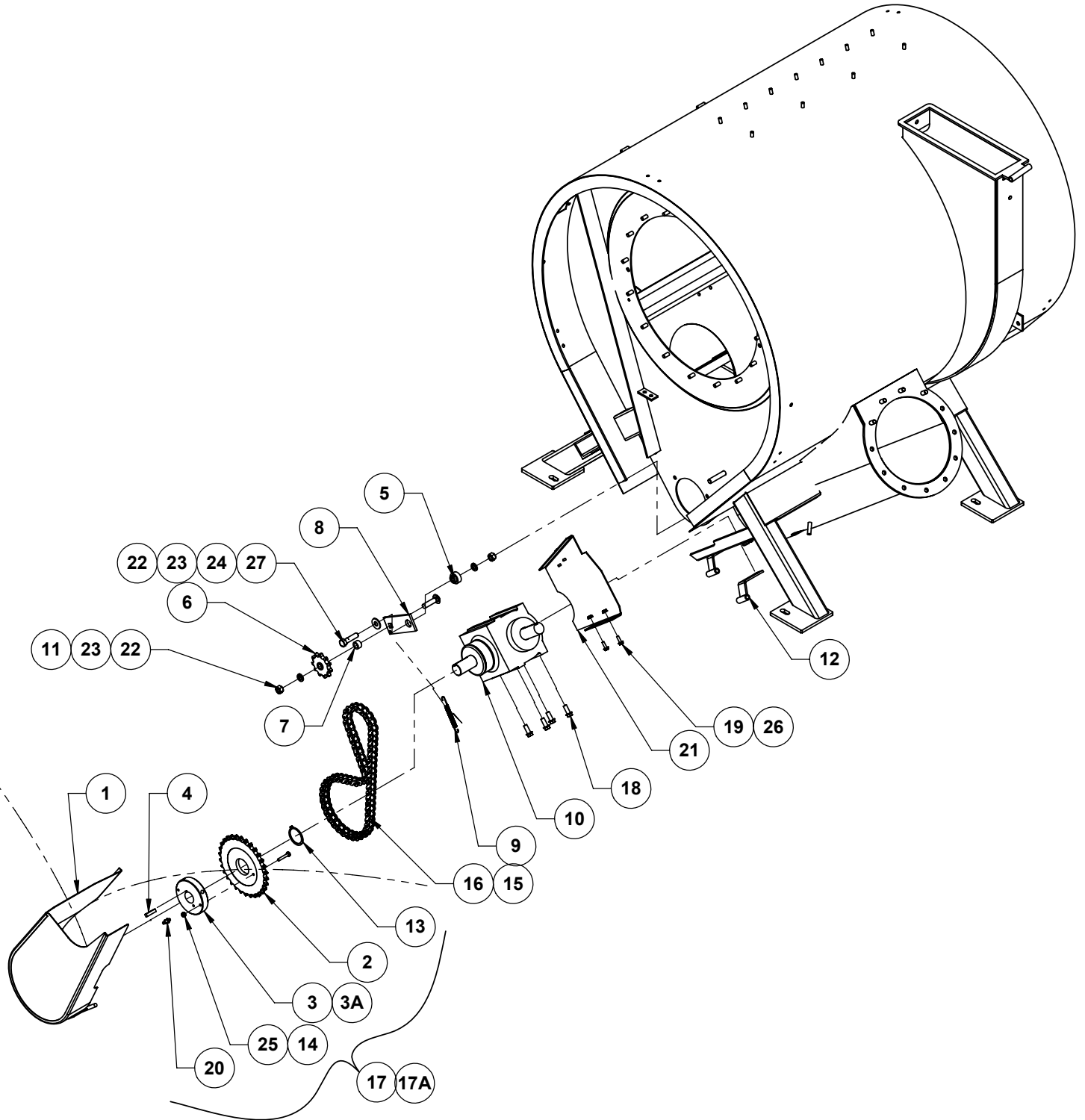
NO	PART NUMBER	DESCRIPTION/NOTES	QTY	SERIAL #
1	38-110411	BODY COMPLETE WELDMENT	1	
2	38-111297	EXHAUST SUB-ASSY (INCL. 4-14,22,23)	1	
3	38-111299-7	EXHAUST TRANSITION COMPLETE (INCL. 15-19)	1	
4	38-111296-7	EXHAUST EXTENSION - WELD	1	
5	38-111305-7	ROUND LID ASSEMBLY	1	
6	4001-22C2148	BOLT-HEX 1/4 X 3/4 UNC GR.5	1	
7	4055-02C0225	NUT-LOCK UNI-TRQ 1/4 UNC GR.5	1	
8	4049-13C0220	NUT NY-LOCK 5/16 UNC GR.5	1	
9	38-110740-99	HOSE CLAMP ADJUSTMENT	1	
10	38-104979	CLAMP-UNIVERSAL BENT	1	
11	6738-00-1640	PINS HITCH CLIP B-1640	1	
12	6730-00-1721	PIN CLEVIS B-1721	1	
13	6760-00-0124	RIVET SHALLOW TUB RVT-124	5	
14	38-110011	SEAL WITH HOLES	1	
15	38-111299	EXHAUST TRANSITION - WELD	1	
16	4024-22C2140	BOLT-WHIZ 1/4 X 1/2 UNC GR.5	2	
17	5190-00-0002	TENSION LATCH CLAMP	1	
18	4046-13C0200	NUT-WHIZ FLG 1/4 UNC GR.5	2	
19	3890-00-0012	NEOPRENE 1/4 X 1	3.5	
20	4001-22C2650	BOLT-HEX 3/8 X 6 1/2 UNC GR.5	1	
21	4055-02C0235	NUT-LOCK UNI-TRQ 3/8 UNC GR.5	1	
22	4009-23C2550	BOLT-SKT HEAD 1/4 X 1/2 S.S	2	
23	4057-02C2250	NUT-LOCK FLG UNI-TRQ 1/4 UNC GR.5	2	
24	38-111302	EXTENSION EXHAUST ASSEMBLY (INCL.ASSEMBLIES 2,3)	1	

AUGER DRIVE PTO SECTION



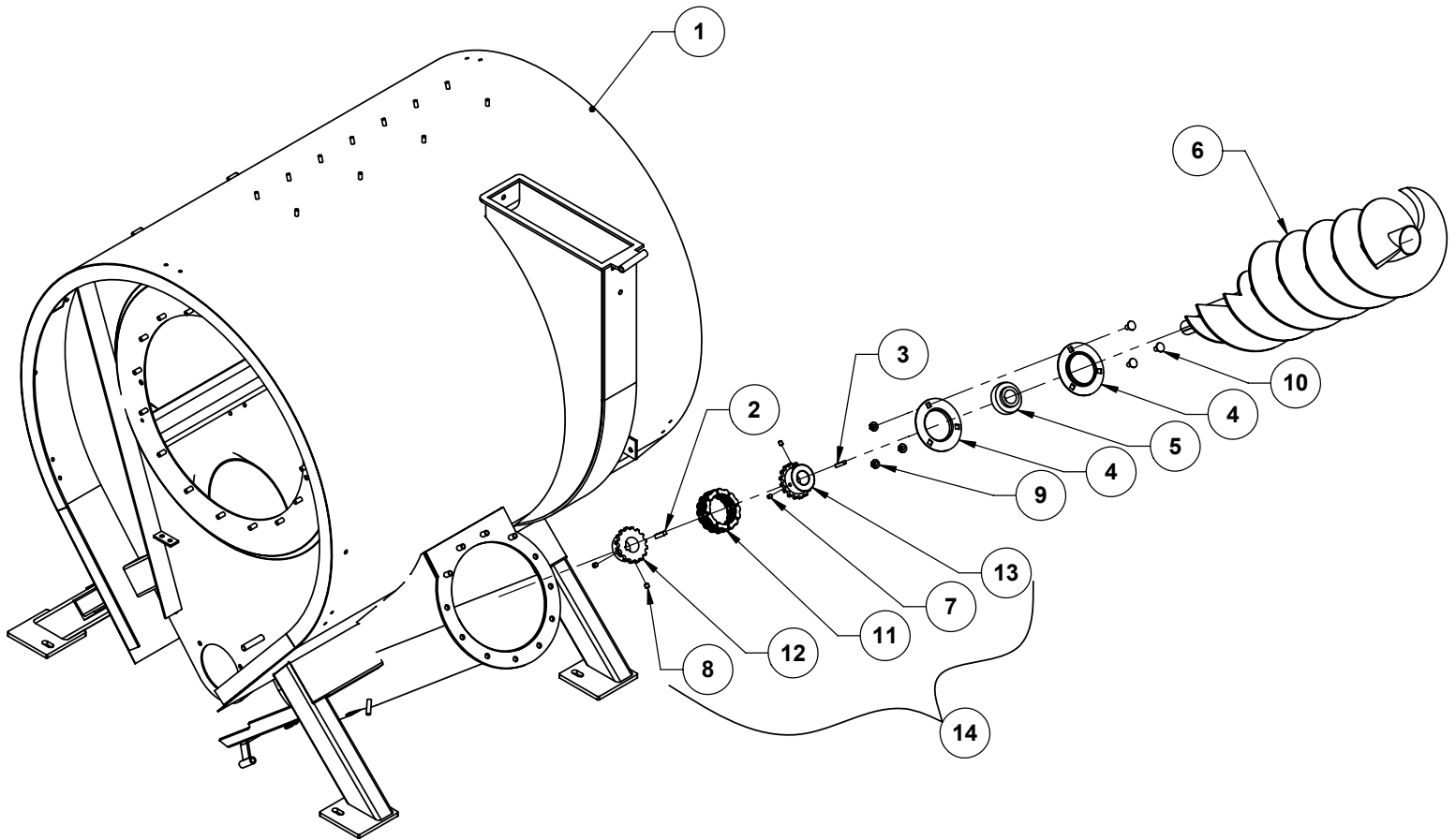
NO	PART NUMBER	DESCRIPTION/NOTES	QTY	SERIAL #
1	38-110411	BODY COMPLETE WELDMENT	1	
2	7222-01-2207	FLANGETTE-PF-207 MS-72	2	
3	7220-10-7106	BRG-AEL207-106- 1 3/8" BORE	1	
4	38-105035	PLATE-BEARING MOUNT	1	
5	7020-00-0008	SPRKT-6017 1.375 BORE	1	
6	07-100546	KEY 5/16 X 5/16 X 2 1/2	1	
7	38-104133	KEY 5/16 X 5/16 X 4 1/4	1	
8	38-109162	MAIN DRIVE SHAFT	1	
9	38-108613	PULLEY DRIVE "B" DB96-979 (INCL. 10-12)	1	
10	7008-10-1406	PULLEY DRIVE "B" DB96-979	1	
11	4020-10C2481	SETSCR-HX SKT 3/8 X 1/4	1	
12	4020-10C2482	SETSCR-HX SKT 3/8 X 3/8	1	
13	7100-38-9836	MALE HALF SHAFT 1026	1	
14	7100-38-9837	FEMALE HALF SHAFT 1026	1	
15	38-110595	METER MOUNT BRACKET	1	8200
16	38-110598	SENSOR MOUNT BRACKET	1	8200
17	4024-22C2544	BOLT-WHIZ 3/8 X 3 FULL THREAD	1	8200
18	3330-00-0008	RUBBER GROMMET RB-265	1	8200
19	5016-00-0500	BONDED SEALING WASHER	4	8640
20	8500-00-0002	SENDEC METER MAGNET - SPARE PART	1	
21	3890-00-0016	ELASTO-PROXY # FC28-201-FM	2	
22	8500-00-0001	TACH-SENDEC HOUR METER	1	
23	4046-13C0235	NUT-WHIZ FLG 3/8 UNC GR.5	8	
24	4024-22C2494	BOLT-WHIZ 3/8 X 3/4 UNC GR. 5	5	
25	4020-10C2332	SETSCR-HX SKT 5/16 X 3/8	1	
26	4033-10C0220	NUT-JAM HEX 5/16 UNC GR.5	1	
27	4018-10C2352	SET SCREW-SQUARE HEAD 5/16 X 1	1	
28	4046-13C0200	NUT-WHIZ FLG 1/4 UNC GR. 5	2	
29	M5 NUT	SUPPLIED WITH SENDEC METER	2	
30	4003-22C2325	BOLT-CARR 1/4 X 3/4 GR. 5	2	
31	4880-15F2275	SCREW-MACHINE #6-32 X 3/4	2	
32	4042-02F0632	NUT-MACHINE #6-32	2	

AUGER DRIVE GEARBOX SECTION



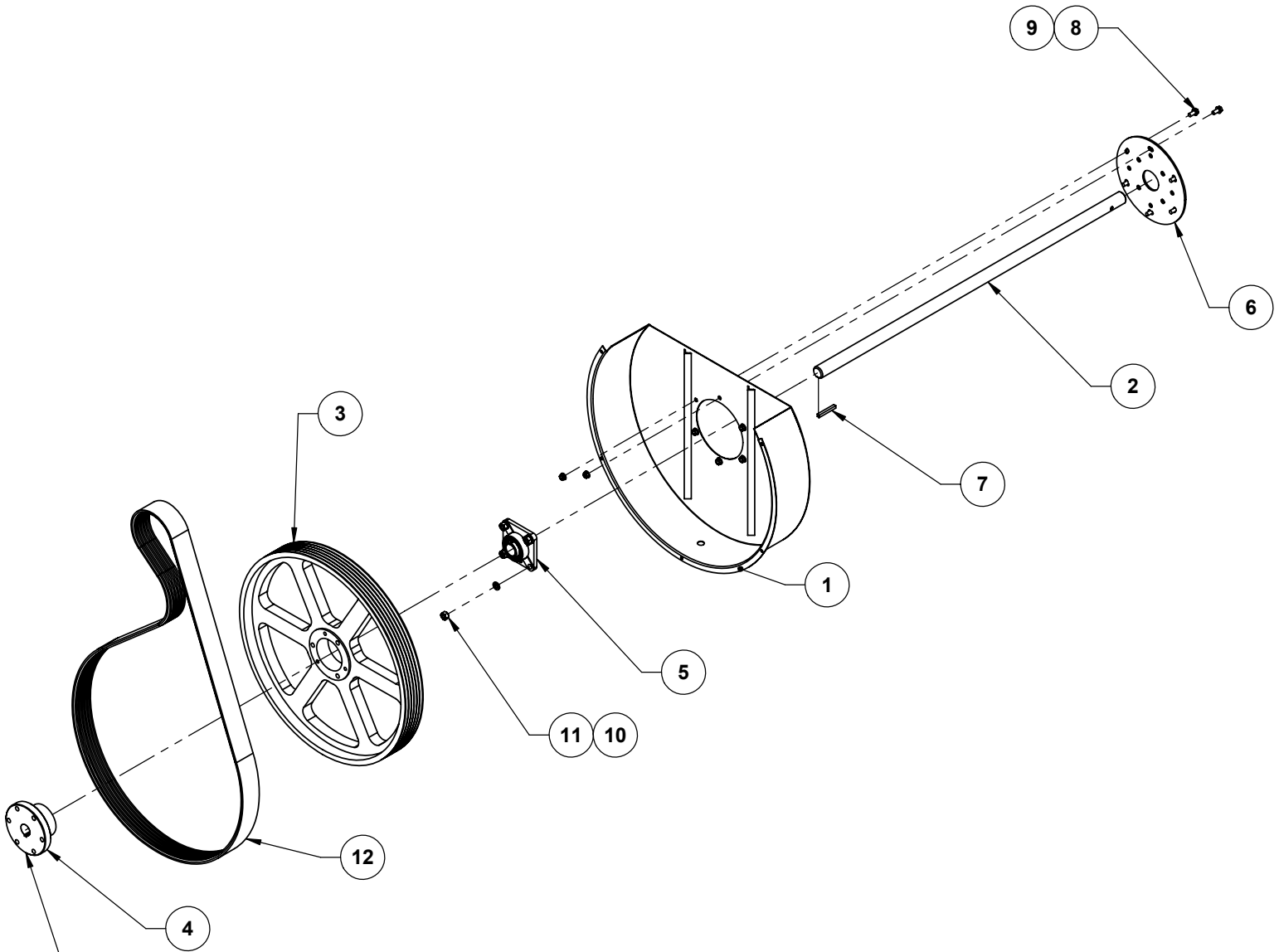
NO	PART NUMBER	DESCRIPTION/NOTES	QTY	SERIAL #
1	38-110044	GEARBOX CHAIN GUARD WELD	1	
2	38-109329	MACHINE SPROCKET 6030	1	
3	7418-00-0001	1 3/8 HUB (TAPPED HOLE FOR GREASE ZERK)	1	8200
3A	7418-00-0001	1 3/8 HUB	1	8000-8199
4	38-109341	KEY 5/16 X 5/16 X 1 3/8	1	
5	38-104222	MOUNT SPACER	1	
6	7015-00-6011	SPROCKET IDLER 06011F08	1	
7	38-104221	SPACER	1	
8	38-104220	IDLER ARM	1	
9	6777-02-0008	IDLER CHAIN SPRING	1	
10	7500-38-4540	GEARBOX-GKN GRAIN VAC 1 1	1	
11	4003-22C2920	BLT-CARR 1/2 X 2 UNC GR. 5	1	
12	38-110051	GUARD MOUNT BOLT - WELD	1	
13	5860-40-0200	SNAPRING-EXT 2" DIA	1	
14	4001-22C2180	BOLT - HEX 1/4 X 1 3/4 UNC GR. 5	1	
15	7310-00-0008	CONNECTOR LINK #60 SINGLE	1	
16	38-107379	2500 AUGER DRIVE CHAIN (C/W PART #15)	1	
17	38-110396	SHEAR SPROCKET ASSEMBLY (INCL 2,3,13,14,25)	1	8000-8199
17A	38-110396	SHEAR SPROCKET ASSEMBLY (INCL 2,3,13,14,20,25)	1	8200
18	4024M22C2402	BOLT-WHIZ 10MM X 25MM X 1.5P	4	
19	4024-22C2148	BOLT-WHIZ 1/4 X 3/4 UNC GR. 5	2	
20	6215-00-0614	GREASE ZERK - 1/4-28 STRAIGHT	1	8200
21	38-110049	GEARBOX GUARD STOP	1	
22	4030-21C0260	NUT-HEX 1/2 UNC PLTD GR. 5	2	
23	5000-03-0500	WASHER - LOCK 1/2 DIA PLTD	2	
24	5009-02-0500	WASHER FLAT 1/2 DIA USS	1	
25	4049-13C0200	NUT NY-LOCK 1/4 UNC GR.5	1	
26	4046-13C0200	NUT-WHIZ FLG 1/4 UNC GR. 5	2	
27	4001-22C2920	BOLT-HEX 1/2 X 2 UNC GR.5	1	
28	38-110559	SHEARBOLT KIT (INCL.10PCS OF PART #14,25)	1	

AUGER DRIVE AUGER SECTION



NO	PART NUMBER	DESCRIPTION/NOTES	QTY	SERIAL #
1	38-110411	BODY COMPLETE WELDMENT	1	
2	38-109341	KEY 5/16 X 5/16 X 1 3/8	1	
3	07-100517	KEY 1/4 X 1/4 X 1 3/8	1	
4	7222-01-2207	FLANGETTE-PF-205 MS-52	2	
5	7200-00-7104	BRG BALL YAR207-104-2F SKF	1	
6	38-108860	1ST SECTION FLYTING	1	
7	4020-10C2332	SETSCR-HX SKT 5/16 X 3/8	2	
8	4020-10C2482	SETSCR-HX SKT 3/8 X 3/8	2	
9	4046-13C0235	NUT-WHIZ FLG 3/8 UNC GR.5	3	
10	4003-12C2494	BOLT-CARR 3/8 X 3/4 UNC GR.2	3	
11	6179-00-0002	CHAIN-COUPLER 5016	1	
12	7020-00-0007	5016 COUPLER SPROCKET 1 3/8 BORE	1	
13	7020-00-0004	5016 COUPLER SPROCKET 1 1/4 BORE	1	
14	38-109342	1 3/8 COUPLER SPROCKET ASSEMBLY (INCL. #7,8,11,12,13)	1	

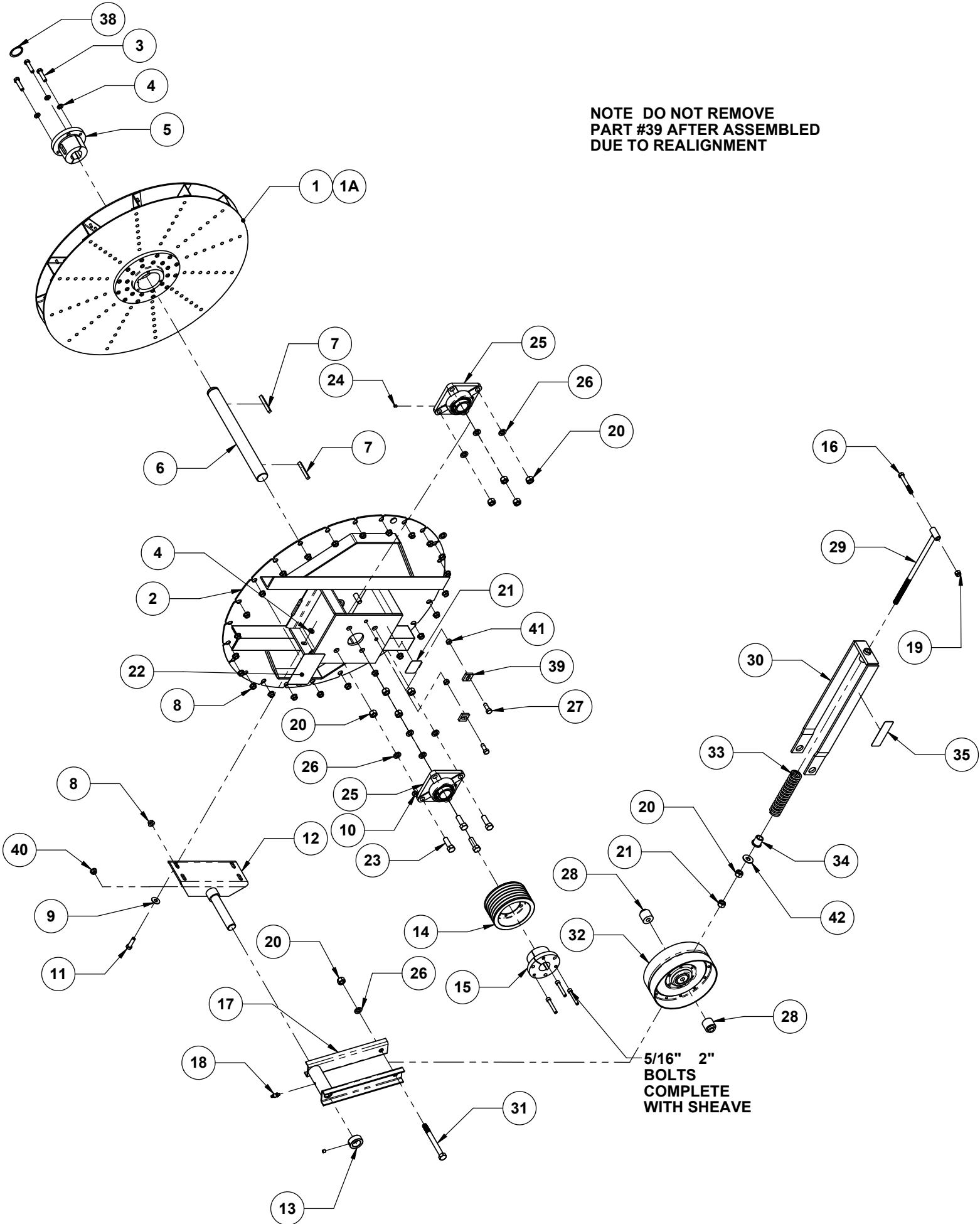
REAR PULLEY DRIVE



**NOTE BUSHING COMES COMPLETE WITH 3 BOLTS (1/2-13 X 2 3/4" HEX)
3 LOCKWASHERS.**

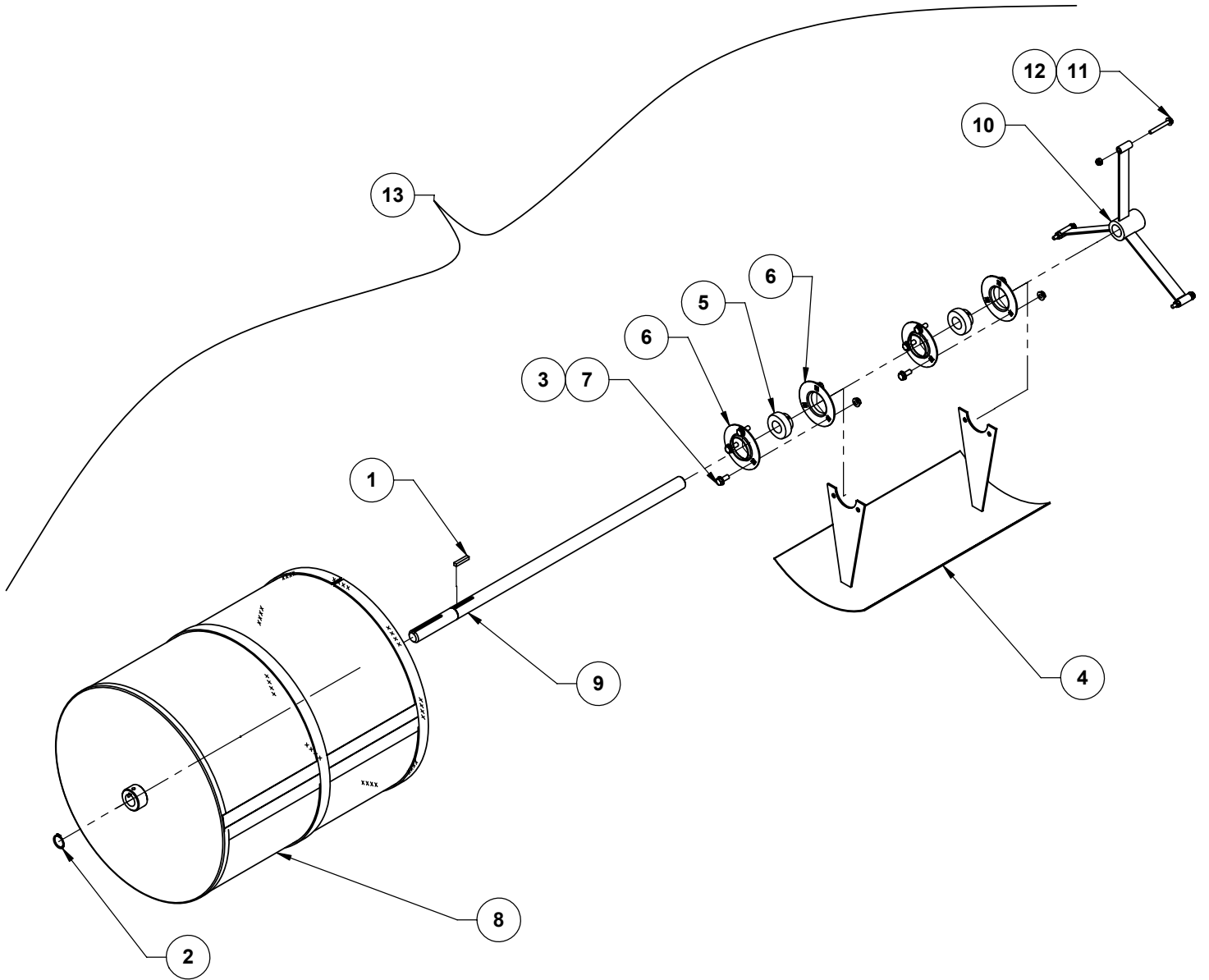
NO	PART NUMBER	DESCRIPTION/NOTES	QTY	SERIAL #
1	38-105040	WELDMENT GUARD FRONT MAIN	1	
2	38-109162	MAIN DRIVE SHAFT	1	
3	38-108151	6 GROOVE, 3V, 25" OD "E" BSHG	1	
4	38-108149	BSHG-QD E 1 3/8	1	
5	7228-13-7106	BRG - UELFU 207-106	1	
6	2430-01-0129	POWER SHAFT BEARING MOUNT	1	
7	07-100546	KEY 5/16 X 5/16 X 2 1/2	1	
8	4024-22C2494	BOLT-WHIZ 3/8 X 3/4 UNC GR. 5	6	
9	4046-13C0235	NUT-WHIZ FLG 3/8 UNC GR. 5	6	
10	5000-03-0500	WASHER - LOCK 1/2 DIA PLTD	4	
11	4030-21C0260	NUT-HEX 1/2 UNC PLTD GR. 5	4	
12	3306-00-0001	BELT 6R-3VX1120 BAND	1	

FAN DRIVE



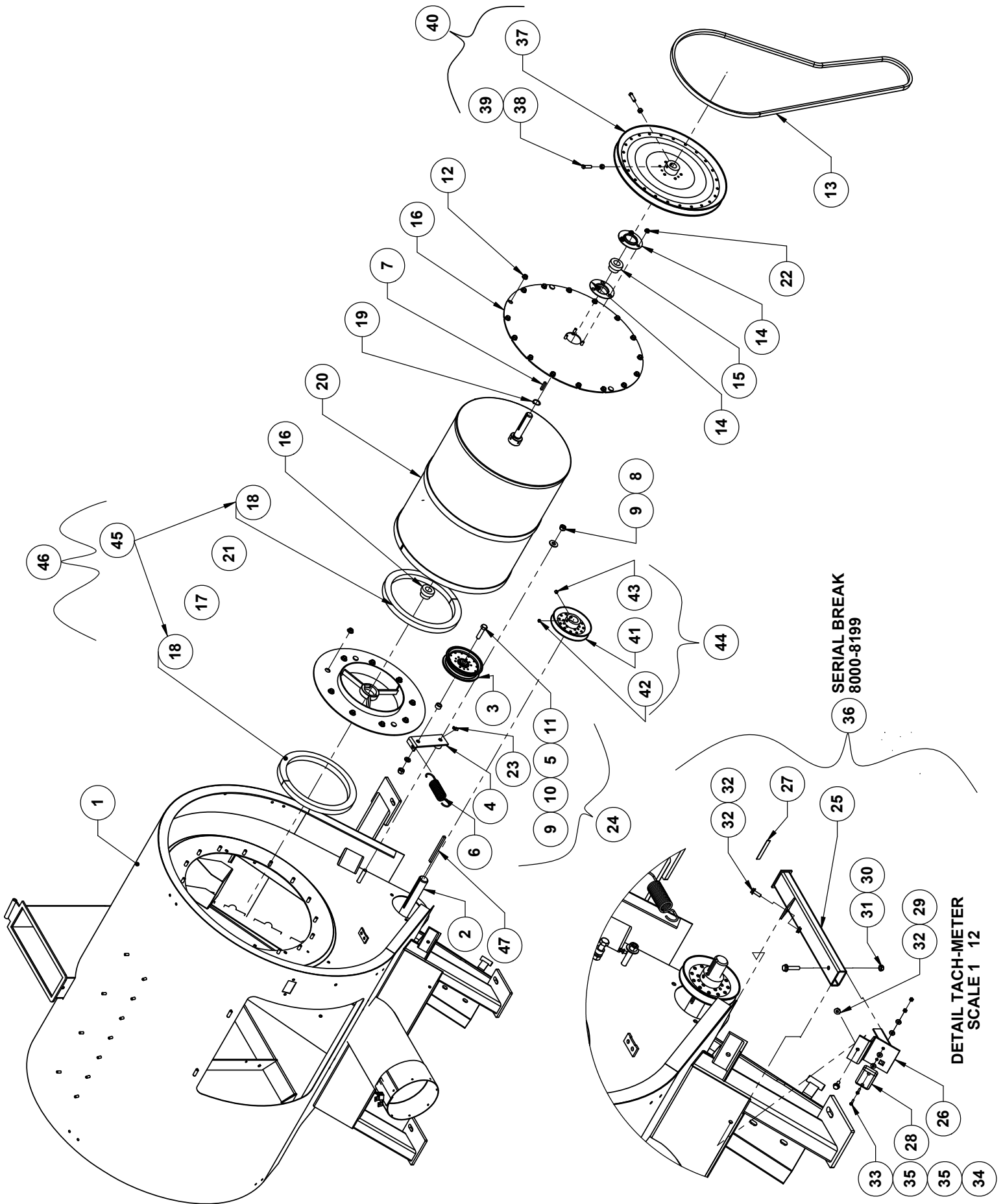
NO	PART NUMBER	DESCRIPTION/NOTES	QTY	SERIAL #
1	38-108225	ROTOR - GV BALANCED	1	
1A	38-109470	ROTOR-GV (POWDERCOATED)	1	
2	38-109808	COVER PLATE - FAN	1	
3	4001-32C2518	BOLT-HX 3/8 X 1 1/2 GR.8	3	
4	5000-63-0375	WASHER-LOCK 3/8 FEDALLOY	7	8760+
5	38-110502	BSHG-SPLIT TPR Q1 1 3/8	1	
6	38-104053	SHAFT - ROTOR	1	
7	07-100546	KEY 5/16 X 5/16 X 2 1/2	2	
8	4046-13C0235	NUT-WHIZ FLG 3/8 UNC GR.5	26	8760+
9	5009-02-0375	WASHER FLAT 3/8 DIA USS	4	8760+
10	4030-21C0235	NUT-HEX 3/8 UNC GR.5	4	
11	4001-22C2510	BLT-HX 3/8 X 1 1/4 UNC GR.5	4	
12	38-103643	PLATE - IDLER MOUNT	1	
13	7224-00-0001	LOCKCOLLAR SC-1	1	
14	38-110401	SHEAVE 3V 6 GROOVE 5.19	1	
15	38-108148	BSHG - QD SK 1 3/8	1	
16	4001-22C2546	BOLT-HEX 3/8 X 2 3/4 UNC GR.5	1	
17	38-103700	WELDMENT - IDLER FORK	1	
18	6215-00-0614	GREASE ZERK - 1/4-28 STRAIGHT	1	
19	4049-13C0235	NUT NY-LOCK 3/8 UNC GR.5	1	8760+
20	4030-21C0260	NUT-HEX 1/2 UNC GR.5	11	
21	9005-38-0129	DECAL - DO NOT REMOVE	1	
22	9005-38-0125	DECAL - MISSING GUARD HAZARD	1	
23	4001-22C2904	BLT-HX 1/2 X 1 1/2 UNC GR.5	4	
24	4020-10F2134	SETSCREW-SKT 1/4-28 X 5/16 CUP POINT	2	
25	7228-13-7106	BRG - UELFU 207-106	2	
26	5000-03-0500	WASHER-LOCK 1/2 DIA PLTD	9	
27	4001-22C2502	BOLT-HEX 3/8 X 1 UNC GR.5	2	
28	38-103641	SPACING-BUSHING-IDLER	2	
29	38-103646	WELDMENT - T - ADJUSTMENT	1	
30	38-103647	TENSION BRACKET	1	
31	4001-22C2968	BOLT-HEX 1/2 X 5 UNC GR.5	1	
32	7006-01-0580	PULLY IDLER	1	
33	01-201527-1	IDLER TENSION SPRING	1	
34	2125-00-0001	BRASS - FLANGED BUSHING	1	
35	9005-38-0120	DECAL - IDLER SPRING TENSION	1	
36	38-104193	IDLER ASSEMBLY (INCL. 17,18,20,26,28-35)	1	
37	38-109810	ROTOR MOUNT ASSEMBLY (INCL. 1-8,20-27,38,39,41)	1	8760+
38	5860-40-0137	SNAP RING R3100-137	1	
39	38-105927-99	GUIDE BEARING MOUNT	2	
40	4057-02C0235	NUT-LOCK FLG UNI-TRQ 3/8 UNC	2	8760+
41	4055-02C0235	NUT-LOCK UNI-TRQ 3/8 UNC	2	
42	5009-02-0500	WASHER-FLAT 1/2" DIA. USS	1	

DRUM ASSEMBLY



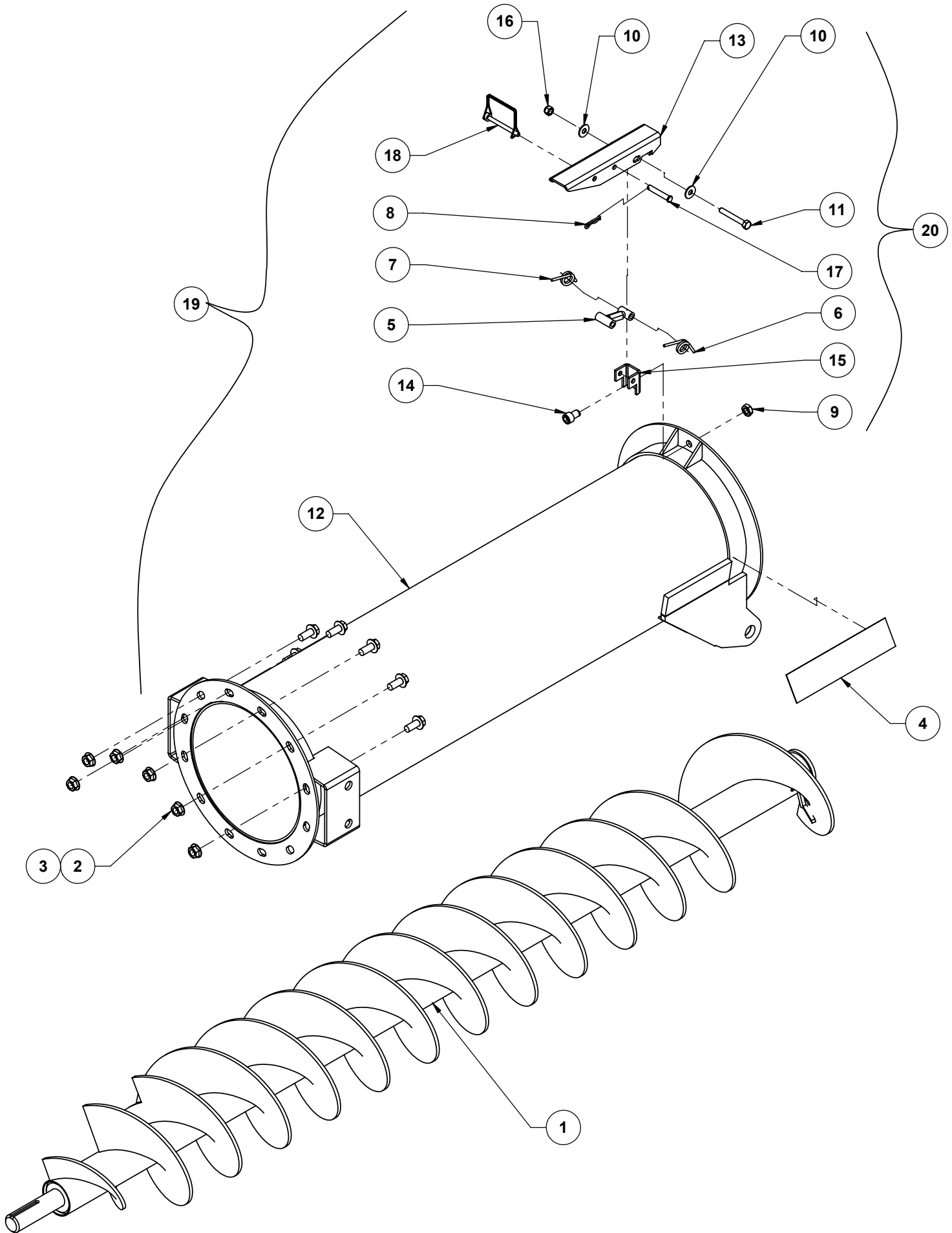
NO	PART NUMBER	DESCRIPTION/NOTES	QTY	SERIAL #
1	07-100517	KEY 1/4 X 1/4 1 3/8	1	
2	5860-30-0100	SNAPRING-EXT 1 DIA	1	
3	4046-13C0220	NUT-WHIZ FLG 5/16 UNC GR.5	6	
4	07-100525	CUT-OFF AIR	1	
5	7217-01-0001	BRG-BALL SB205-16RKG5	2	
6	7222-01-2205	FLANGETTE-PF-205 MS-52	4	
7	4024-22C2344	BOLT-WHIZ 5/16 X 3/4 UNC GR.5	6	
8	38-108215	DRUM SCREEN WELDMENT	1	
9	20-101317	DRUM SHAFT	1	
10	38-108723	CENTER WELDMENT	1	
11	4024-22C2225	BOLT-WHIZ 1/4 X 2 UNC GR.5	3	
12	4049-13C0200	NUT NY-LOCK 1/4 UNC GR.5	3	
13	38-108216	DRUM ASSEMBLY (INCL. 1-12)	1	

INLET ASSEMBLY



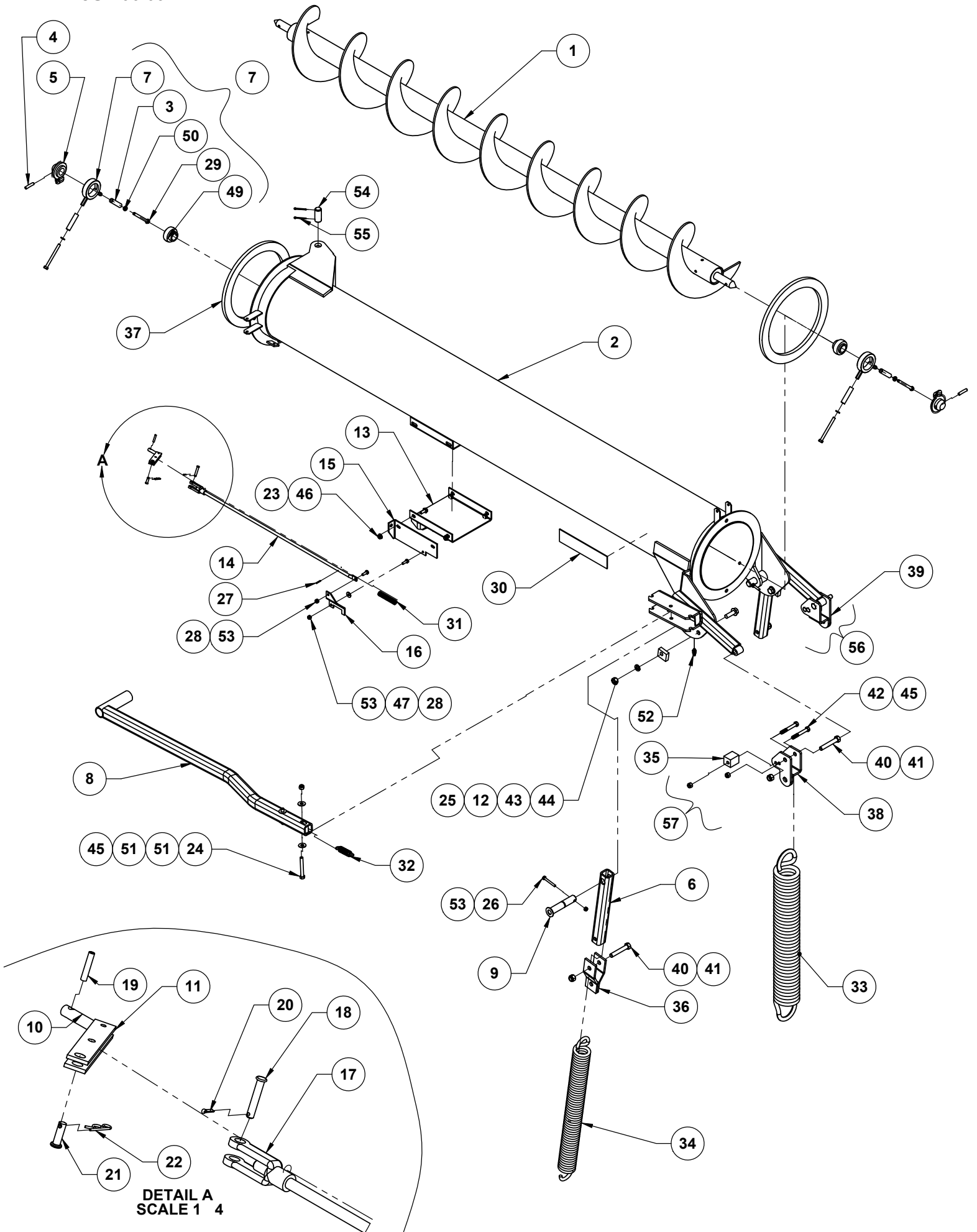
NO	PART NUMBER	DESCRIPTION/NOTES	QTY	SERIAL #
1	38-110411	BODY COMPLETE WELDMENT	1	
2	38-109162	MAIN DRIVING SHAFT	1	
3	7006-02-0550	PULLEY-IDLER-BCF192-0087P	1	
4	38-104145	IDLER ARM WELDMENT	1	
5	20-101272-99	SPACER-IDLER-DRUM	1	
6	6777-02-0001	IDLER SPRING	1	
7	07-100517	KEY 1/4 X 1/4 X 1 3/8	2	
8	5009-02-0500	WASHER-FLAT 1/2 DIA USS	1	
9	4030-21C0260	NUT-HEX 1/2 UNC PLT GR.5	2	
10	5000-03-0500	WASHER - LOCK 1/2 DIA PLT	1	
11	4001-22C2920	BLT-HEX 1/2 X 2 UNC GR. 5	1	
12	4046-13C0235	NUT-WHIZ FLG 3/8 UNC GR.5	16	
13	3305-16-2391	BELT "V" BX-91	1	
14	7222-01-2205	BRG-BALL SA205-16G	2	
15	7220-10-5160	BRG-BALL AEL 205-100-INSERT RADIAL	2	
16	38-109806	DRUM COVER PLATE WELDMENT	1	
17	38-109807	STRAIGHT INLET WELDMENT	1	
18	3890-00-0009	SPONGE - 1 X 7/8 X 33 1/2	2	
19	5860-30-0100	SNAPRING-EXT 1"	1	
20	38-108216	DRUM ASSEMBLY	1	
21	4047-13C0235	NUT-WHIZ LARGE FLG 3/8 UNC GR.5	9	
22	4046-13C0220	NUT-WHIZ FLG 5/16 UNC GR.5	1	
23	6215-01-0614	GREASE ZERK - 1/4-DRV STR	1	
24	38-104209	DRUM IDLER ASSEMBLY (INCL 3-5,8-11,23)	1	
25	38-110368	TACH CONNECTION INNER - WELD	1	8000-8199
26	38-110369	TACH CONNECTION OUTER - WELD	1	8000-8199
27	2430-01-0930	SENDEC MAGNET FLAT	1	8000-8199
28	8500-00-0001	TACH - SENDEC HOUR METER	1	8000-8199
29	4024-22C2148	BOLT-WHIZ 1/4 X 3/4 UNC GR.5	2	8000-8199
30	4024-22C2369	BOLT-WHIZ 5/16 X 1 1/2 UNC GR.5	1	8000-8199
31	4057-02C0313	NUT-LOCK FLG UNI-TRQ 5/16 UNC GR.5	1	
32	4046-13C0200	NUT-WHIZ FLG 1/4 UNC GR.5	2	
33	4880-15F2275	SCREW-MACHINE #6-32 X 3/4	2	
34	4042-02F0632	NUT-MACHINE #6-32	2	
35	5016-00-0500	BONDED SEALING WASHER	4	8000-8199
36	38-110570	REM TACH-METER KIT (INCL.25-35)	1	8000-8199
37	7008-10-1017	PULLY - DRIVE - "B"DB272-501	1	
38	4018-10C2502	SETSCREW SQ HEAD 3/8 X 1 1/4	2	
39	4030-21C0235	NUT-HEX 3/8 UNC GR.5	2	
40	38-104181	PULLEY DB-272501 (INCL. 37-39)	1	
41	7008-10-1406	PULLEY #DB-96-979	1	
42	4020-10C2481	SETSCREW-HX SKT 3/8 X 1/4	1	
43	4020-10C2482	SETSCREW-HX SKT 3/8 X 3/8	1	
44	38-108613	PULLY-DRIVE "B" DB96-979 (INCL. 41-43)	1	
45	38-108983	STRAIGHT INLET SEAL KIT (INCL. 2PCS OF PART #18)	1	
46	38-109809	STRAIGHT INLET ASSEMBLY (INCL. 16,17 2PCS OF 18)		
47	38-104133	KEY 5/16" X 5/16" X 4 1/4"	1	

LOWER SECTION AUGER ASSEMBLY-SPRING ASSIST



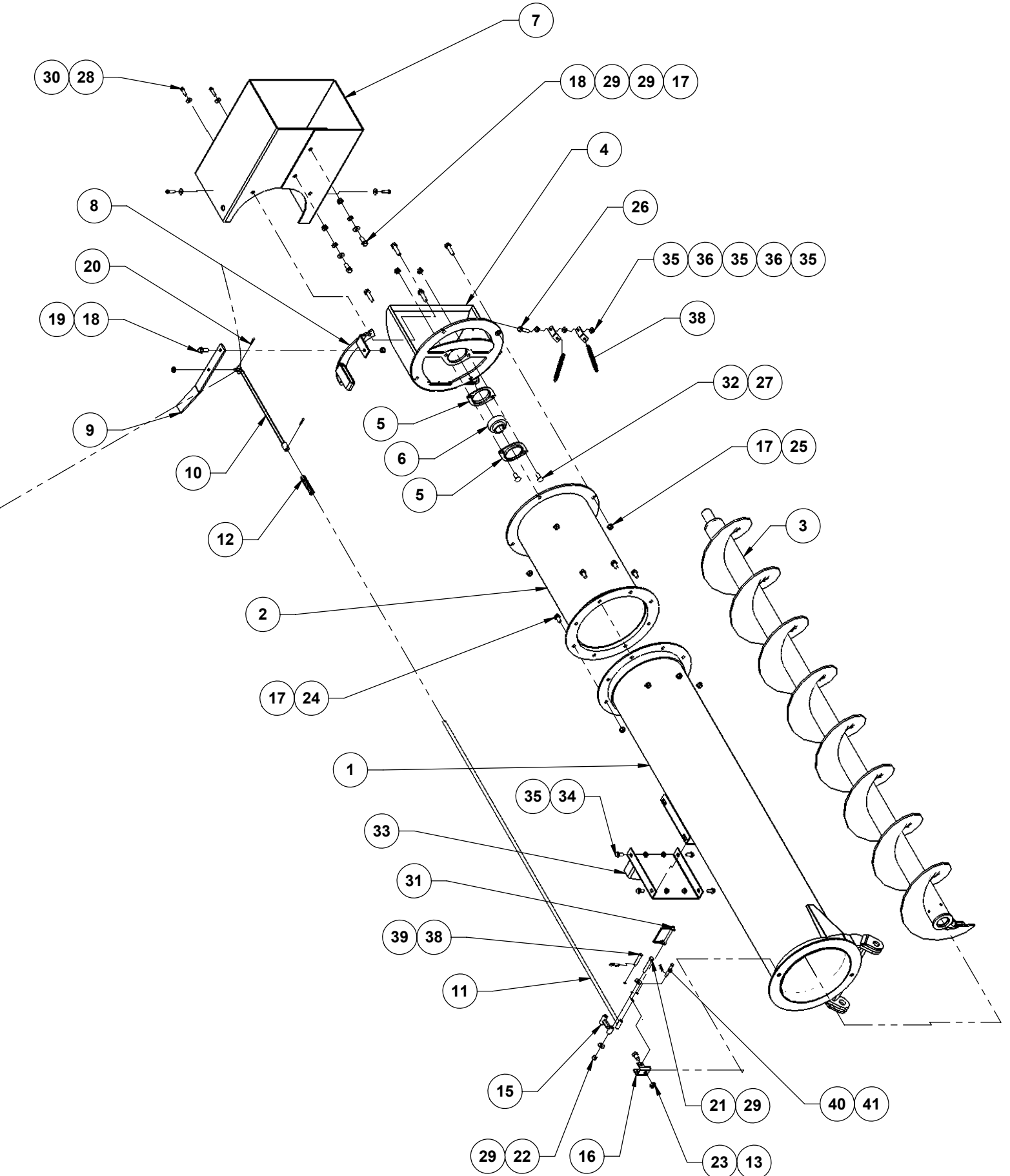
NO	PART NUMBER	DESCRIPTION/NOTES	QTY	SERIAL #
1	P38-104372	FLYTING HD - LOWER - CHROME SURFACED - 69 3/8"	1	
2	4046-13C0250	NUT-WHIZ FLG 7/16 UNC GR.5	12	
3	4024-22C2675	BOLT-WHIZ 7/16 X 1 UNC GR.5	8	
4	3752-00-2009	2" X 9" REFLECTOR TAPE - RED	1	
5	38-108591	ANCHOR ADJUSTMENT ASSEMBLY	1	
6	6777-02-0014	LEFT AUGER LATCH SPRING	1	
7	6777-02-0015	RIGHT AUGER LATCH SPRING	1	
8	6738-00-0105	HITCH-PIN - 3/32 X 1 3/16	1	
9	4033-12C0250	NUT-JAM 7/16 UNC GR.5	1	
10	5009-02-0313	WASHER-FLAT 5/16 DIA USS	2	
11	4001-22C2388	BOLT-HEX 5/16 X 2 1/4 UNC GR.5	1	
12	38-108917	FIRST AUGER TUBE WELDMENT	1	
13	38-104162	LOWER AUGER LATCH	1	
14	4009-24C7658	BOLT-SKT HEAD 7/16 X 5/8 BLACK	1	
15	38-103585	LATCH MOUNT	1	
16	4049-13C0220	NUT NY-LOCK 5/16 UNC GR.5	1	
17	6730-00-0368	PIN-CLEVIS 5/16 X 1 7/8	1	
18	6733-00-0010	PIN-LOCK 1/4 X 2 1/2	1	
19	38-108919	LOWER AUGER ASSEMBLY (INCL. 5-18)	1	
20	38-104493	AUGER LATCH ASSEMBLY (INCL.5-11,13-18)	1	

MIDDLE SECTION AUGER ASSEMBLY-SPRING ASSIST



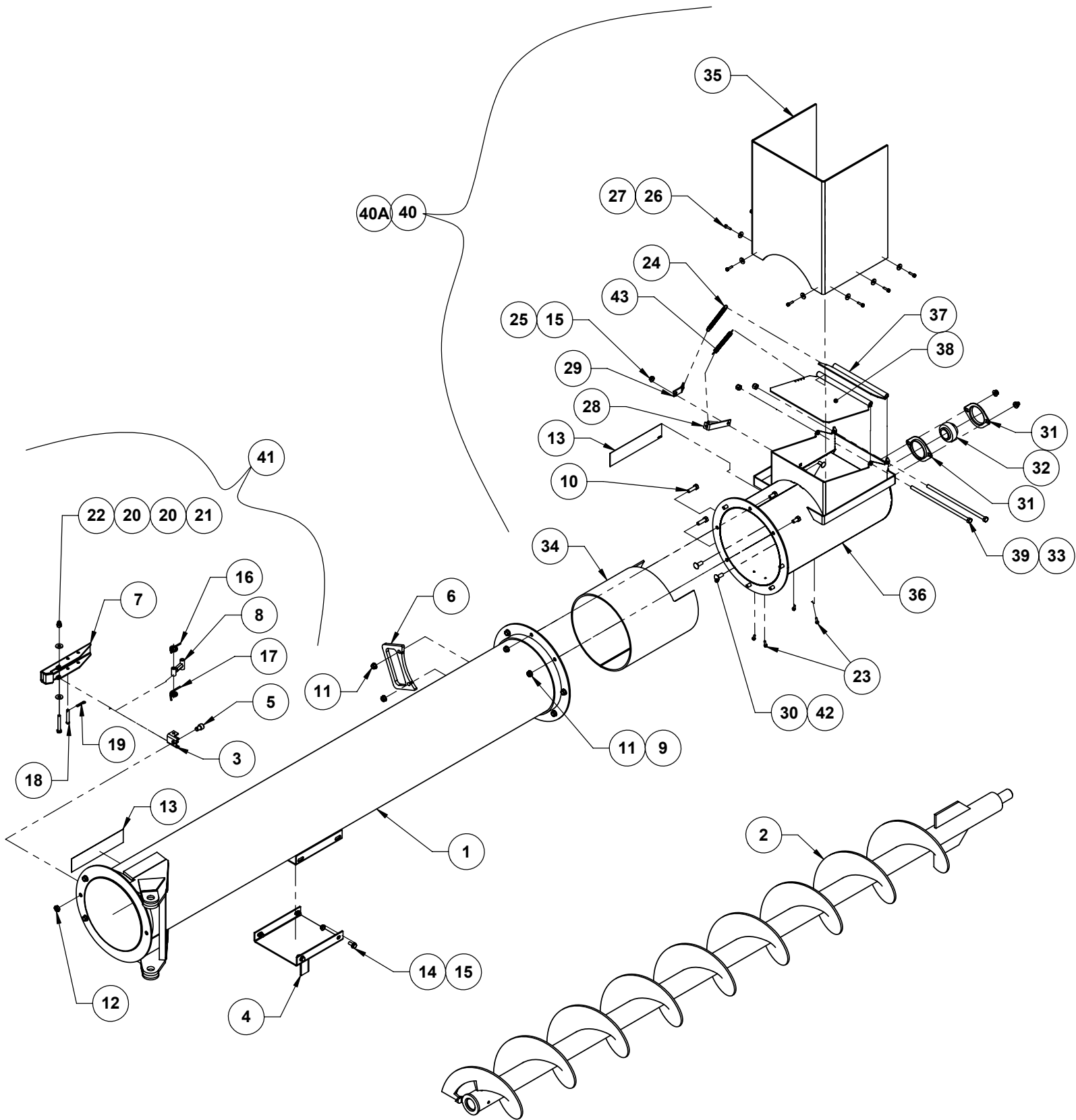
NO	PART NUMBER	DESCRIPTION/NOTES	QTY	SERIAL #
1	P38-105142	FLYING HD - MIDDLE - CHROME SURFACED - 82 3/4	1	
2	38-104023	WELD - AUGER - SECOND SECTION	1	
3	38-108418	BEARING SUPPORT LEG	1	
4	38-105139	5/16 SPRING STEEL PIN	4	
5	38-105137	WELDMENT - CONNECT HUB	2	
6	38-105038	ADJUSTABLE LEVER ARM	2	
7	38-104268	CENTER BEARING SUPPORT KIT (INCL. 3, 7, 29, 49 50)	2	
8	38-104080	WELDMENT - LEVER ARM	2	
9	38-104055	WELDMENT HINGE PIN	1	
10	38-104026	PIN	2	
11	38-104024	LEVER ARMS	1	
12	38-103850	ADJUSTMENT WASHER	2	
13	38-103773	WELDMENT STRIKER PLATE FRONT	2	
14	38-103750	SAFTEY LATCH LINKAGE	1	
15	38-103738-7	SAFTEY LATCH BRACKET	1	
16	38-103737	LATCH-SAFTEY	1	
17	6729-00-1936	YOKE-CLEVIS B-1936	1	
18	6730-00-2503	PIN-CLEVIS B-1710	1	
19	6740-00-1898	PIN-ROLL 3/16 X 1	1	
20	6732-00-0008	PINS-COTTER 3/32 X 1/2	1	
21	6730-23-3003	PIN CLEVIS #233-003	1	
22	6738-00-1640	HITCH PIN - SN #B-1640	1	
23	4024-22C2344	BOLT-WHIZ 5/16 X 3/4 UNC GR.5	4	
24	4001-22C2550	BOLT-HEX 3/8 X 3 UNC GR.5	1	
25	4024-22C0515	BOLT-WHIZ 1/2 X 1 1/2 UNC GR.5	2	
26	4001-22C2188	BOLT-HEX 1/4 X 2 UNC GR.5	2	
27	6740-00-1588	PIN-ROLL 3/32 X 3/4	1	
28	4001-22C2148	BOLT-HEX 1/4 X 3/4 UNC GR.5	2	
29	4001-32C3135	BOLT-HEX 5/16 X 3 1/2 UNC GR.8	4	
30	3752-10-2009	2" X 9" REFLECTOR TAPE - AMBER	1	
31	6777-02-0005	AUGER SPRING GV	1	
32	6777-02-0011	AUGER HANDLE SPRING	1	
33	38-108915	AUGER ASSIST SPRING-LARGE	2	
34	P02-200749	AUGER ASSIST SPRING-SMALL	2	
35	38-111106	STOP SPACER	2	
36	38-105052	CLEVIS WELDMENT TOP SPRING	2	
37	3890-00-0010	SPONGE-F CELL ADHESIVE BACK	2	
38	38-105093	CLEVIS WELDMENT BOTTOM LEFT	1	
39	38-105096	CLEVIS WELDMENT BOTTOM RIGHT	1	
40	4001-22C2936	BOLT-HEX 1/2 X 3 UNC GR.5	4	
41	4049-13C0260	NUT NY-LOCK 1/2 UNC GR.5	4	
42	4001-22C2546	BOLT-HEX 3/8 X 2 3/4 UNC GR.5	4	
43	5000-03-0500	WASHER-LOCK 1/2 DIA	2	
44	4030-21C0260	NUT-HEX 1/2 UNC GR.5	2	
45	4049-13C0235	NUT NY-LOCK 3/8 UNC GR.5	5	
46	4046-13C0220	NUT-WHIZ FLG 5/16 UNC GR.5	4	
47	5009-02-0200	WASHER-FLAT 1/4 DIA USS	1	
49	7220-06-5100	BRG-BALL UC205-100DI	2	
50	5000-03-0313	WASHER-LOCK 5/16 DIA	4	
51	5009-02-0375	WASHER-FLAT 3/8 DIA USS	2	
52	6215-00-0614	GREASE ZERK - 1/4-28 STRAIGHT	2	
53	4049-13C0200	NUT NY-LOCK 1/4 UNC GR.5	4	
54	38-103851	PIN -HINGE-UPPER	2	
55	6732-00-0033	PINS-COTTER 3/16 X 1 1/2	4	
56	38-105234	CLEVIS ASSEMBLY BOTTOM RIGHT		
57	38-105233	CLEVIS ASSEMBLY BOTTOM LEFT		

UPPER SECTION AUGER ASSEMBLY-SPRING ASSIST
SERIAL BREAK 8000 - 8079



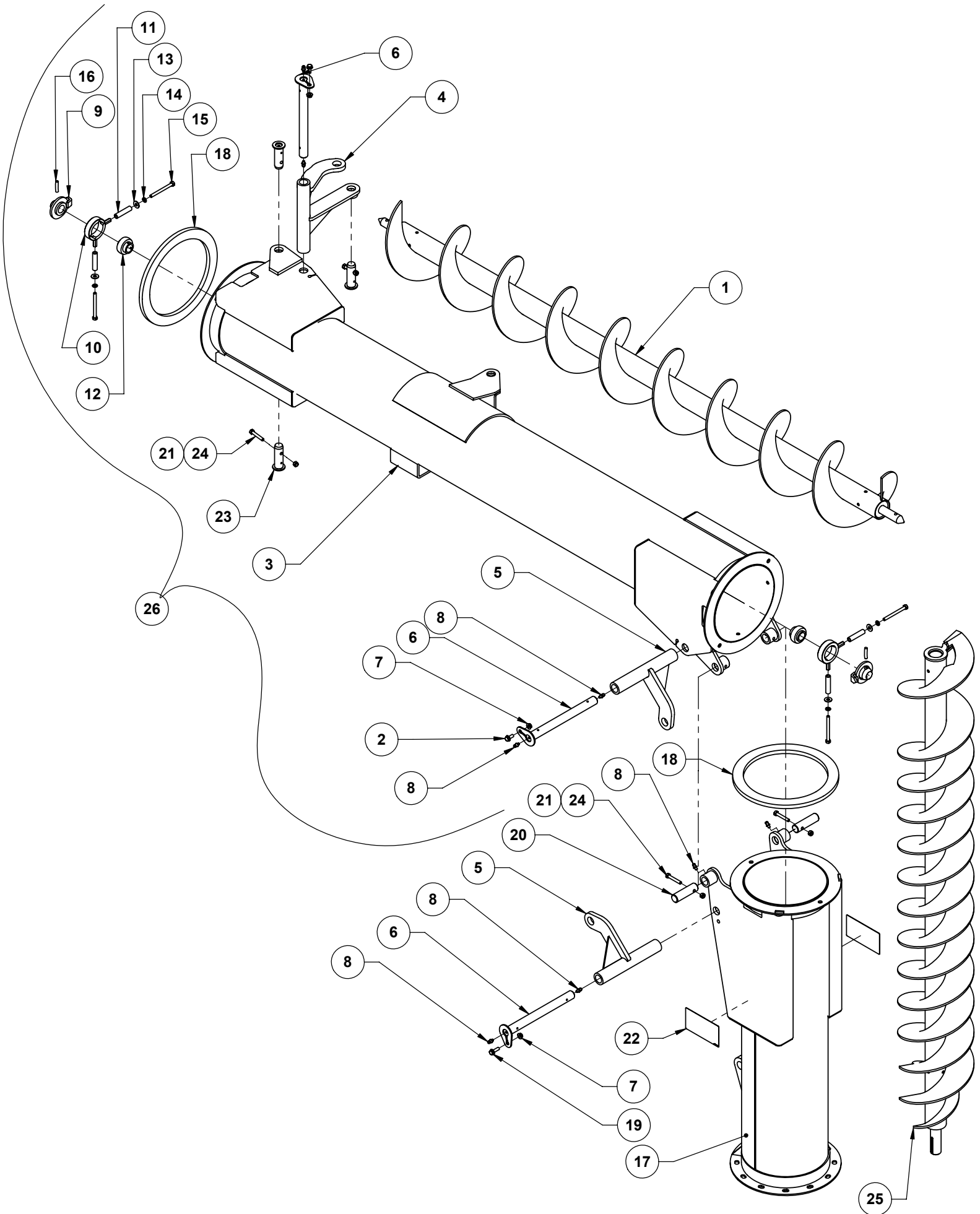
NO	PART NUMBER	DESCRIPTION/NOTES	QTY	SERIAL #
1	38-105170	WELDMENT-AUGER THIRD SECTION	1	
2	38-108821	END DUMP TUBE WELDMENT	1	
3	P38-109019	FLYTING HD - MIDDLE - CHROME SURFACED - 72 1/2"	1	
4	38-110107	HIGH TENSILE END DUMP WELDMENT	1	
5	7222-01-4206	FLANGETTE PFL206-BLACK	2	
6	7220-06-6104	BRG-BALL UC206-104	1	
7	3320-00-0030	END DUMP SPOUT	1	
8	38-108966	AUGER LATCH MOUNT WELD	1	
9	38-108785	DUST COLLECTOR HANDLE	1	
10	38-108258	PIPE LINKAGE WELD GV 2100	1	
11	38-105168	WELDMENT-LINKAGE LATCH-ANCHOR	1	
12	6777-02-0005	AUGER SPRING GV	1	
13	38-104070	AUGER ALIGNMENT PIN	1	
14	38-104159	WELDMENT- UPPER AUGER LATCH	1	
15	38-108591	ANCHOR ADJUSTMENT ASSEMBLY	1	
16	38-103585	LATCH MOUNT	1	
17	4046-13C0235	NUT-WHIZ FLG 3/8 UNC GR.5	13	
18	4024-22C2502	BOLT-WHIZ 3/8 X 1 UNC GR.5	3	
19	4049-13C0235	NUT NY-LOCK 3/8 UNC GR.5	1	
20	6732-00-0017	PINS-COTTER 1/8 X 1	2	
21	4001-22C2388	BOLT-HEX 5/16 X 2 1/4 UNC GR.5	1	
22	4049-13C0220	NUT NY-LOCK 5/16 UNC GR.5	1	
23	4033-12C0250	NUT-JAM HEX 7/16 UNC GR.5	1	
24	4024-22C2494	BOLT-WHIZ 3/8 X 3/4 UNC GR.5	7	
25	4024-22C2518	BOLT-WHIZ 3/8 X 1 1/2 UNC GR.5	4	
26	4024-22C2369	BOLT-WHIZ 5/16 X 1 1/2 UNC GR.5	1	
27	4057-02C0235	NUT-LOCK FLG UNI-TRQ 3/8 UNC GR.5	2	
28	4890-50-8021	BOLT-TEK 1/4-14 X 1	4	
29	5009-02-0313	WASHER-FLAT 5/16 DIA USS	4	
30	5009-02-0250	WASHER-FLAT 1/4 DIA USS	4	
31	6733-00-0010	PIN-LOCK 1/4 X 2 1/2	1	
32	4003-22C2501	BOLT-CARR 3/8 X 1 UNC GR.5	2	
33	38-108954	STRIKER PLATE WELDMENT	2	
34	4024-22C2344	BOLT-WHIZ 5/16 X 3/4 UNC GR.5	4	
35	4046-13C0220	NUT-WHIZ 5/16 UNC GR.5	7	
36	38-108995	SPRING ARM	2	
37	6777-02-0012	DUMP LID SPRING	2	
38	6730-00-0368	PIN-CLEVIS 5/16 X 1 7/8	1	
39	6738-00-0105	HITCH PIN 3/32 X 1 3/16	1	
40	6730-00-1801	PIN-CLEVIS B-1801	1	
41	6738-00-1640	HITCH PIN SN #B-1640	1	
42	5012-02-0375	WASHER-FLAT 3/8 DIA SAE	4	

UPPER SECTION AUGER ASSEMBLY-SPRING ASSIST
SERIAL BREAK 8080



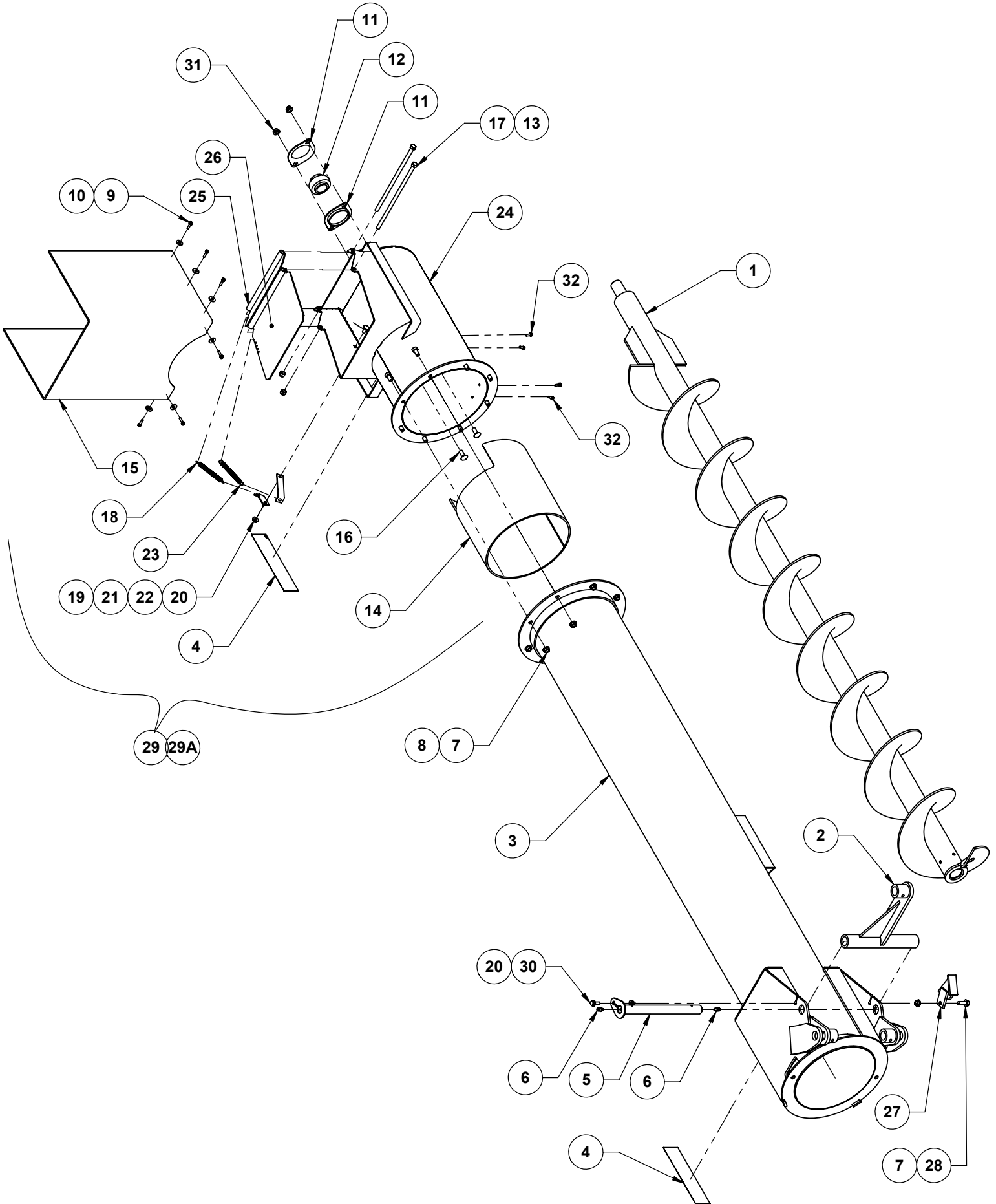
NO	PART NUMBER	DESCRIPTION/NOTES	QTY	SERIAL #
1	38-110528	3RD AUGER TUBE WELD - 2500	1	
2	P38-107684	FLYING HD - UPPER - CHROME SURFACED	1	
3	38-103585	LATCH MOUNT	1	
4	38-108954	STRIKER PLATE WELDMENT	1	
5	4009-24C7658	BOLT-SKT HEAD 7/16 X 5/8 UNC GR.5 BLACK	1	
6	38-110531	3RD AUGER S/A HANDLE	1	
7	38-104162	WELDMENT - LOWER AUGER LATCH	1	
8	38-108591	ANCHOR ADJUSTMENT ASSEMBLY	1	
9	4001-22C2494	BOLT-HEX 3/8 X 3/4 UNC GR.5	6	
10	4001-22C2510	BOLT-HEX 3/8 X 1 1/4 UNC GR.5	2	
11	4046-13C0235	NUT-WHIZ FLG 3/8 UNC GR.5	8	
12	4033-12C0250	NUT-JAM HEX 7/16 UNC GR.5	1	
13	3752-00-2009	2" X 9" REFLECTOR TAPE - RED	2	
14	4024-22C2344	BOLT-WHIZ 5/16 X 3/4 UNC GR.5	4	
15	4046-13C0220	NUT-WHIZ 5/16 UNC GR.5	5	
16	6777-02-0015	RIGHT AUGER LATCH SPRING	1	
17	6777-02-0014	LEFT AUGER LATCH SPRING	1	
18	6730-00-0368	PIN-CLEVIS 5/16 X 1 7/8	1	
19	6738-00-0105	HITCH PIN 3/32 X 1 3/16	1	
20	5009-02-0313	WASHER-FLAT 5/16 DIA USS	2	
21	4001-22C2388	BOLT-HEX 5/16 X 2 1/4 UNC GR.5	1	
22	4049-13C0220	NUT NY-LOCK 5/16 UNC GR.5	1	
23	4890-ST-6009	BOLT-TEK #10-16 X 1/2	4	
24	6777-02-0012	DUMP LID SPRING	1	
25	4003-12C2344	BOLT-CARR 5/16 X 3/4 UNC GR.2	1	
26	4890-50-8005	BOLT-TEK #10-16 X 3/4	8	
27	5009-02-0250	WASHER-FLAT 1/4 DIA USS	8	
28	20-101187	TENSION ADJUSTER - DUMP	1	
29	38-108995	SPRING ARM	1	
30	4003-22C2501	BOLT-CARR 3/8 X 1 UNC GR.5	2	
31	7222-01-4206	FLANGETTE PFL206-BLACK	2	
32	7220-06-2061	BRG-BALL UC206-104D1LLJ	1	
33	4049-13C0235	NUT NY-LOCK 3/8 UNC GR.5	2	
34	38-111232	END DUMP LINER KIT (INCL. POLY LINER HARDWARE)	1	
35	3320-00-0005	SPOUT - 3/16 X17 BELTING	1	
36	38-110515	ENDDUMP-BOT STYLE-WELD	1	
37	38-110522	SMALL DUMP LID - WELD	1	
38	38-110518	LARGE DUMP LID - WELD	1	
39	4001-12C2630	BOLT-HEX 3/8 X 10 UNC GR.2	2	
40	38-110525	ENDDUMP-BOT STYLE- ASSY (INCL. 23-39)	1	
40A	38-110633	ENDDUMP HARDWARE (INCL. 23,33,34,36-39)	1	
41	38-104493	AUGER LATCH ASSEMBLY (INCL. 3,5,7,8,12,16-22)	1	
42	4057-02C0235	NUT-LOCK FLG UNI-TRQ 3/8 UNC GR.5	2	
43	6777-02-0035	END DUMP SPRING	1	

LOWER AND MIDDLE AUGER ASSEMBLY



NO	PART NUMBER	DESCRIPTION/NOTES	QTY	SERIAL #
1	P38-105142	FLYTING HD - MIDDLE - CHROME SURFACED - 82 3/4	1	
2	4024-22C2344	BOLT-WHIZ 5/16 X 3/4 UNC GR.5	2	
3	38-107251	MIDDLE AUGER TUBE	1	
4	38-108846	UPPER CYLINDER ARM	1	
5	38-107197	LOWER LIFT ARM	2	
6	38-107542	LIFT PIN	3	
7	4046-13C0220	NUT-WHIZ FLG 5/16 UNC GR.5	3	
8	6215-01-0614	GREASE ZERK - 1/4-DRV STR.	8	
9	38-105137	WELDMENT CONNECT HUB	2	
10	38-104268	WELDMENT CENTER BEARING SUPPORT	2	
11	38-108418	BEARING SUPPORT LEG	4	
12	7220-06-5100	BRG-BALL UC205-100DI	2	
13	5009-02-0313	WASHER FLAT 5/16 DIA USS	4	
14	5000-03-0313	WASHER-LOCK 5/16 DIA PLT	4	
15	4001-32C3135	BOLT-HEX 5/16 X 3 1/2 UNC GR.8	4	
16	38-105139	5/16 SPRING STEEL PIN	2	
17	38-107115	LOWER AUGER TUBE	1	8720
18	3890-00-0010	SPONGE- F CELL ADHESIVE BACK	2	
19	4024-22C2352	BOLT-WHIZ 5/16 X 1 UNC GR.5	1	
20	38-107752	LOWER PIVOT SHAFT	2	
21	4049-13C0220	NUT NY-LOCK 5/16 UNC GR.5	5	
22	9005-47-0006	DECAL - HIGH PRESSURE FLUID	2	
23	38-107750	GREASE PIN WELD	3	
24	4001-22C2384	BOLT-HX 5/16 X 2 UNC GR.5	5	
25	P38-104372	FLYTING HD - LOWER - CHROME SURFACED - 69 3/8	1	
26	38-107681	MIDDLE AUGER ASSEMBLY (INCL. 1-16)	1	

UPPER AUGER ASSEMBLY HYDRAULIC



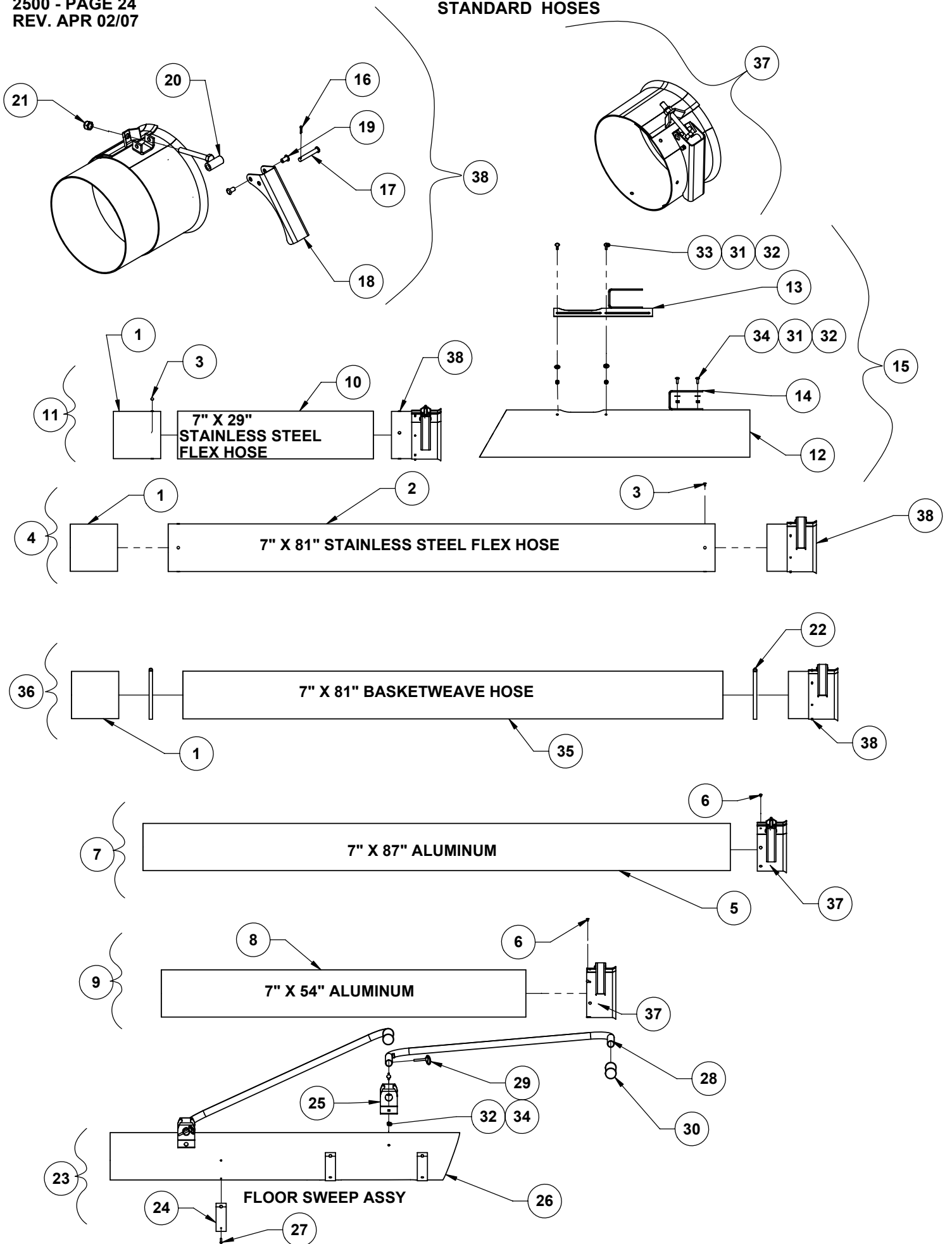
UPPER AUGER ASSEMBLY
HYDRAULIC LIFT

2500 - PAGE 22A
REV. SEP 23/14

NO	PART NUMBER	DESCRIPTION/NOTES	QTY	SERIAL #
1	P38-107684	FLYTING HD - UPPER - CHROME SURFACED	1	
2	38-107199	UPPER LIFT ARM WELD	1	
3	38-108290	UPPER AUGER TUBE WELD	1	
4	3752-00-2009	2" X 9" REFLECTOR TAPE-RED	2	
5	38-107542	LIFT PIN	1	
6	6215-01-0614	GREASE ZERK - 1/4-DRV STR.	2	
7	4046-13C0235	NUT-WHIZ FLG 3/8 UNC GR.5	9	
8	4001-22C2494	BLT-HX 3/8 X 3/4 UNC GR.5	8	
9	4890-50-8005	BOLT-TEK #10-16 X 3/4	8	
10	5009-02-0250	WASHER-FLAT 1/4 DIS USS	8	
11	7222-01-4206	FLANGETTE PFL206-BLACK	2	
12	7220-06-2061	BRG-BALL UC206-104D1LLJ	1	
13	4049-13C0235	NUT NY-LOCK 3/8 UNC GR.5	2	
14	3703-04-0036	LINER - DUMPER	1	
15	3320-00-0005	SPOUT - 3/16 X 17 BELTING	1	
16	4003-22C2501	BLT-CARR 3/8 X 1 UNC GR.5	2	
17	4001-12C2630	BLT-HX 3/8 X 10 UNC GR.2	2	
18	6777-02-0012	DUMP LID SPRING	1	
19	4003-12C2344	BLT-CARR 5/16 X 3/4 UNC GR.2	1	
20	4046-13C0220	NUT-WHIZ FLG 5/16 UNC GR.5	2	
21	20-101187-99	TENSION ADJUSTER - DUMP	1	
22	38-108995	SPRING ARM	1	
23	6777-02-0035	END DUMP SPRING	1	
24	38-110515	ENDDUMP-BOT STYLE-WELD	1	
25	38-110522	SMALL DUMP LID-WELD	1	
26	38-110518	LARGE DUMP LID-WELD	1	
27	38-110591	AUGER STOP WELD	1	
28	4024-22C2502	BOLT-WHIZ 3/8 X 1 UNC GR.5	1	
29	38-110525	ENDDUMP-BOT STYLE-ASSY (INCL.9-12,14-26,31,32)	1	
29A	38-110633	ENDDUMP TUBE AND HARDWARE (INCL. 13,14,17,24-26,32)	1	
30	4024-22C2344	BOLT-WHIZ 5/16 X 3/4 UNC GR.5	1	
31	4057-02C0235	NUT-FLG UNI-TRQ 3/8 UNC GR.5	2	
32	4890-ST6009	BOLT-TEK #10-16 X 1/2	4	

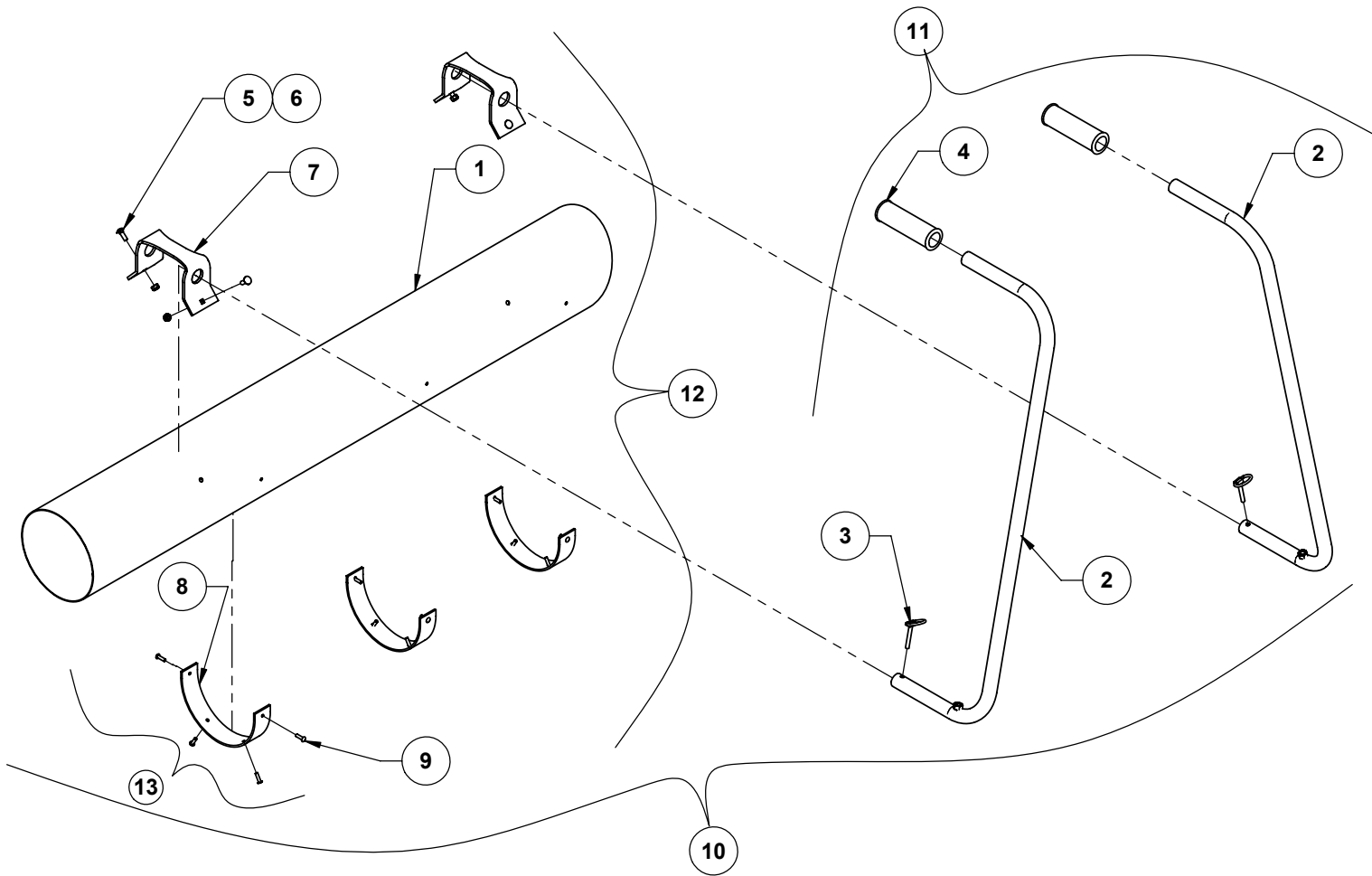
NO	PART NUMBER	DESCRIPTION/NOTES	QTY	SERIAL #
1	6800-00-0013	8010-4 FB COUPLER -PIONEER	2	
2	6800-00-0074	3/8 BALL VALVE FP BOTH ENDS	1	
3	6800-00-0144	TEE -6MJIC-6MJIC-6FJICX	1	
4	6800-00-0174	TEE -6MJIC-6MJIC-6MJIC	1	
5	6800-00-0100	8MB ORB - 6MP ADAPTER	1	
6	6800-00-0113	3/8 RESTRICTOR-6MJIC-6MP (1/32" HOLE)	1	
7	6800-00-0194	ADAPTER 8MB-8FJICX	1	
8	6800-00-0195	ADAPTER 6FJIC-8MJIC	2	
9	6800-00-0112	3/8 HOSE 135" 8MP-6FJIC	2	
10	6800-00-0121	6MP-6MJIC 90 DEGREE ELBOW	2	
11	6800-00-0191	3/8 RESTRICTOR 6MJIC-6MJIC (1/32" HOLE)	1	
12	6800-00-0120	3/8 HOSE 90" 6FJIC-6FJIC	1	
13	6800-00-0119	3/8 HOSE 74" 6FJIC-6FJIC	1	
14	6800-00-0118	ADAPTER 6MJIC-8MP	1	
15	6800-00-0181	RESTRICTOR 6MJIC-8MP (1/32" HOLE)	1	
16	6800-00-0193	3/8 HOSE 8 1/4" 6FJICX90-6FJICX90	1	
17	6800-00-0192	3/8 HOSE 5" 6FJICX-6FJICX90	1	
18	6800-00-0196	2500 HYDRAULIC KIT (INCL. #1-17)	1	
19	6800-00-0197	SINGLE SEQUENCE VALVE 8FB PORTS	1	
20	0300-11-0038	CYL. 2 1/2 X 10 1/4 X 1 1/8	1	
21	0300-21-0028	CYL. 3 1/2 X 10 X 1 1/4	1	
22	38-110514	2500 HYD. LIFT SUB ASSY (INCL. 18-21)	1	
23	38-107731	HYD. HOSE CLIP	2	
24	38-110690	PLATE-VALVE	1	
25	4046-13C0220	NUT-WHIZ FLG 5/16 UNC GR.5	2	
26	4046-13C0200	NUT-WHIZ FLG 1/4 UNC GR.5	2	
27	4001-22C2192	BLT-HX 1/4 X 2 1/4 UNC GR.5	2	

STANDARD HOSES

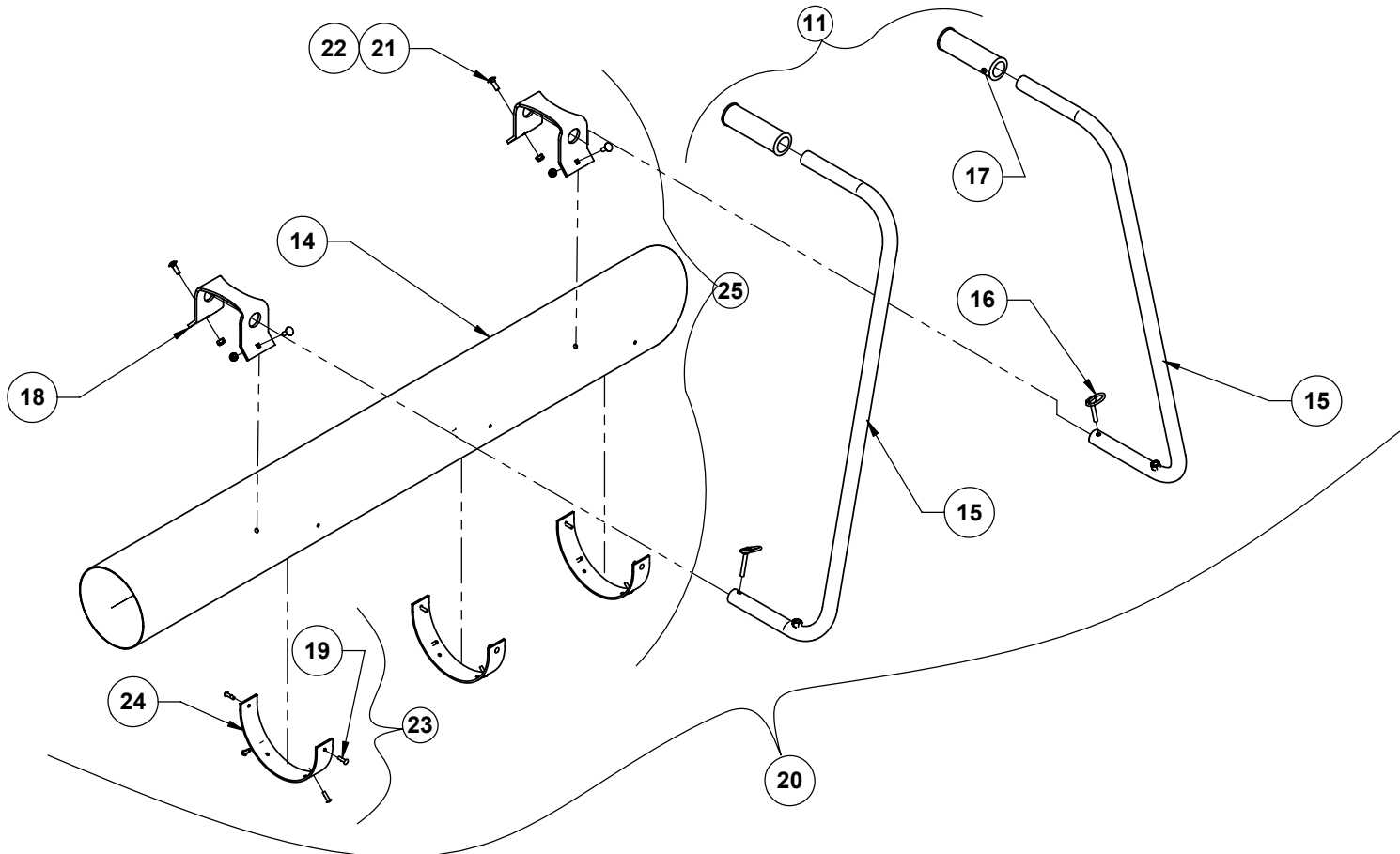


NO	PART NUMBER	DESCRIPTION/NOTES	QTY	SERIAL #
1	38-103856	HOSE RING	2	
2	3422-07-0001	HOSE-STEEL STNLSS 7" X 81"	1	8720+
3	6760-00-0014	RIVET - SHALLOW TUB RVT-14	16	
4	38-104112	7" S. STEEL HOSE COMP. (INCL. 1-3,38)	2	
5	38-105258	87" ALUMINUM PIPE	1	8720+
6	6760-00-0167	RIVET - SHALLOW TUB RVT-167	8	
7	38-105260	7" X 87" ALUM. PIPE (INCL. 5,6,37)	1	8720+
8	38-105257	54" ALUMINUM PIPE	1	
9	38-105259	7" X 54" ALUM. PIPE COMP. (INCL. 6,9,37)	1	
10	3422-07-0002	HOSE - STEEL STNLSS 7" X 29"	1	8720+
11	38-105143	7" X 29" S.STL HOSE COMP. (INCL. 1,3,10,38)	1	8720+
12	38-112766	ALUM - LOAD-OUT TUBE	1	
13	38-108924	SLIDING DOOR WELDMENT	1	
14	38-108928	HANDLE BENT	1	
15	38-108923	ALUM - BIN LOAD-OUT ASSY (INCL. 12-14,31-34)	1	
16	6732-00-0008	PINS-COTTER 3/32 X 1/2	2	
17	6730-00-1721	CLEVIS 1/4 X 1 17/32 - SN #B-1721	2	
18	38-104979	CLAMP - UNIVERSAL	2	
19	6760-00-0124	RIVET - SHALLOW TUBULAR - SN #RVT-0124	4	
20	38-110740	HOSE CLAMP ADJUSTMENT	2	
21	4049-13C0220	NUT NY-LOCK 5/16 UNC GR.5	2	
22	6190-00-0128	CLAMP - HOSE 8" HAS-128	2	
23	38-110060	FLOOR SWEEP - ASSY (INCL. 24-30,32,34)	1	
24	38-110070	FLOOR SWEEP WEAR STRIP	3	
25	38-110058	SWEEP FLAT HANDLE	2	
26	38-110057	FLOOR SWEEP TUBE ALUMINUM	1	8720+
27	6755-00-0613	RIVET - MONOBOLT 2771-0613	12	
28	38-110059	STANDING FLOOR HANDLE	2	
29	6739-00-0002	PIN - LYNCH 1/4 X 1 1/4	2	
30	3420-01-0011	RUBBER HANDLE GRIPS	2	
31	5009-02-0250	WASHER - FLAT 1/4 DIA USS	6	
32	4049-13C0200	NUT NY-LOCK 1/4 UNC GR.5	10	
33	4066-22C2575	BLT-TRUSS 1/4 X 3/4 UNC	4	
34	4003-22C2325	BOLT-CARR 1/4 X 3/4 UNC GR.5	6	
35	3420-07-0039	HOSE 7" X 80" BASKETWEAVE	1	
36	38-110954	7" BASKETWEAVE HOSE ASSY (INCL.1,22,35,38)	1	
37	5195-01-0001	7" HOSE END COMPLETE(INCL.16-21)	2	
38	38-111291	UPDATED 7" BELL CLAMP (INCL.16-21)	3	

FLOOR SWEEP 7" STANDING FLOOR SWEEP



6" FLOOR SWEEP OPTION



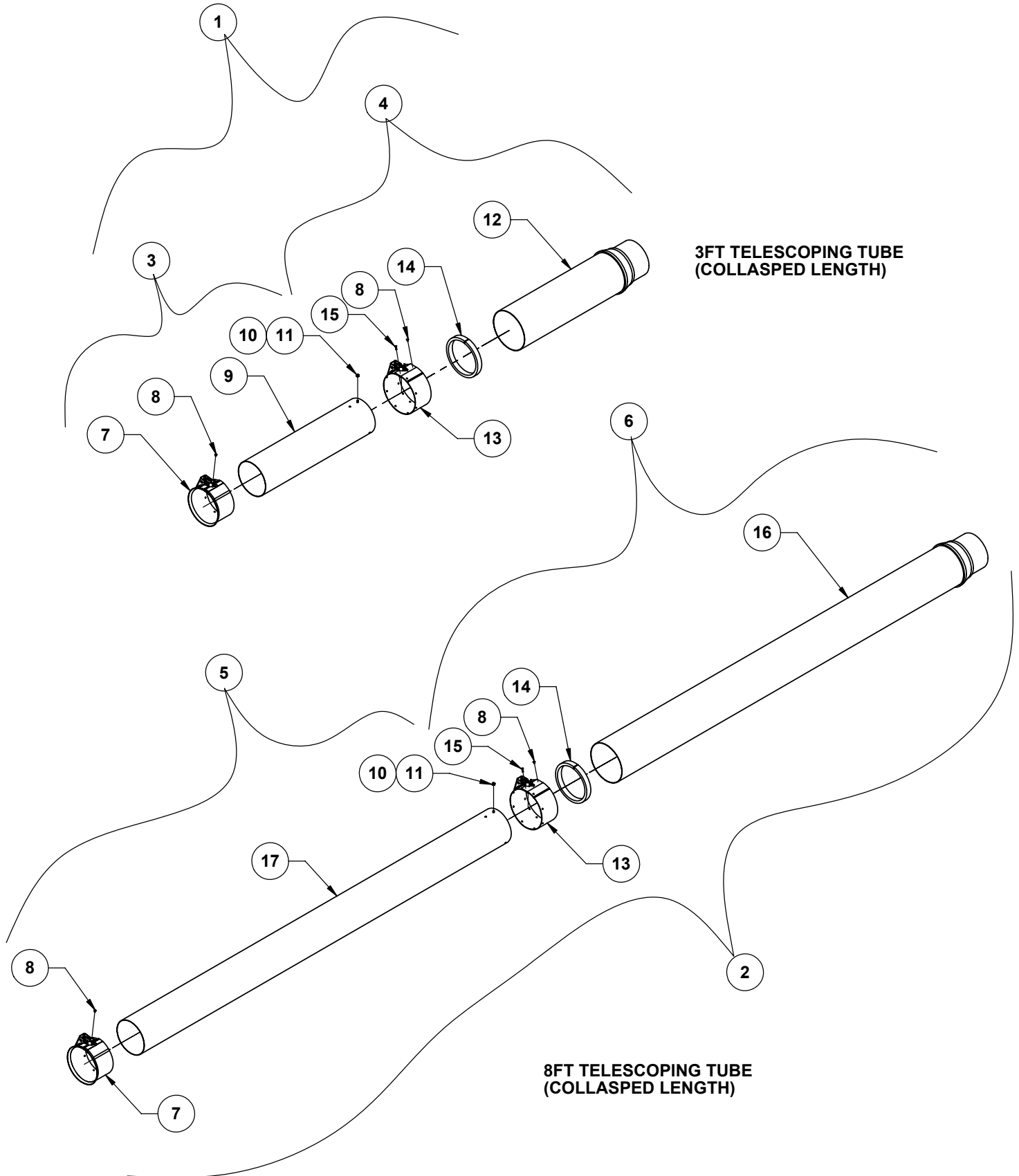
7" FLOOR SWEEP

NO	PART NUMBER	DESCRIPTION/NOTES	QTY	SERIAL #
1	38-110057	FLOOR SWEEP TUBE ALUMINUM	1	
2	38-110059	STANDING FLOOR HANDLE	2	
3	6739-00-0002	PIN-LYNCH 1/4 X 1 1/4	2	
4	3420-01-0011	RUBBER HANDLE GRIPS	2	
5	4003-22C2325	BOLT-CARR 1/4 X 3/4 UNC GR.5	4	
6	4049-13C0200	NUT NY-LOCK 1/4 UNC GR.5	4	
7	38-110058	SWEEP FLAT HANDLE	2	
8	3702-21-0015	FLOOR SWEEP WEAR STRIP	3	
9	6755-00-0613	RIVET - MONOBOLT 2771-0613	12	
10	38-110060	STANDING FLOOR SWEEP ASSY (INCL.1-9)	1	
11	38-110798	STANDING FLOOR SWEEP KIT (INCL.2,3,4)	1	
12	38-108959	FLOOR SWEEP ASSY (INCL. 1,5,9)	1	
13	38-110646	7" FLOORSWEEP WEARSTRIP KIT (INCL. 8,9)	1	

6" FLOOR SWEEP

NO	PART NUMBER	DESCRIPTION/NOTES	QTY	SERIAL #
14	38-110548	6" STANDING SWEEP TUBE	1	
15	38-110059	STANDING FLOOR HANDLE	2	
16	6739-00-0002	PIN-LYNCH 1/4 X 1 1/4	2	
17	3420-01-0011	RUBBER HANDLE GRIPS	2	
18	38-110549	6" SWEEP FLAT HANDLE	2	
19	6755-00-0613	RIVET - MONOBOLT 2771-0613	12	
20	38-110546	6" STANDING FLOOR SWEEP ASSY (INCL. 14-23)	1	
21	4003-22C2325	BOLT-CARR 1/4 X 3/4 UNC GR.5	4	
22	4049-13C0200	NUT NY-LOCK 1/4 UNC GR.5	4	
23	38-110647	6" FLOORSWEEP WEARSTRIP KIT (INCL.19,24)	1	
24	3702-21-0015	FLOOR SWEEP WEAR STRIP	3	
25	38-111044	FLOOR SWEEP ASSY 6" (INCL.14,18,19,21,22,24)	1	

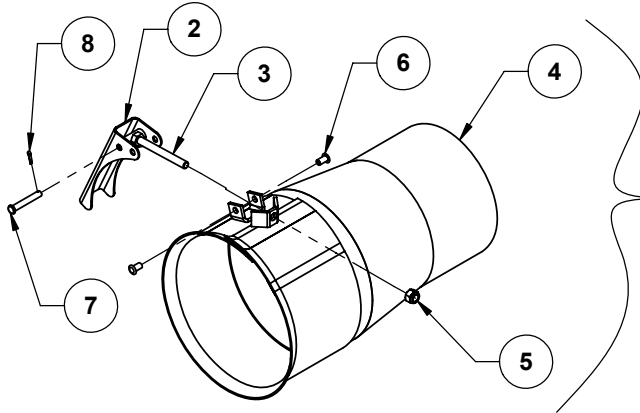
TELESCOPING TUBE OPTIONS



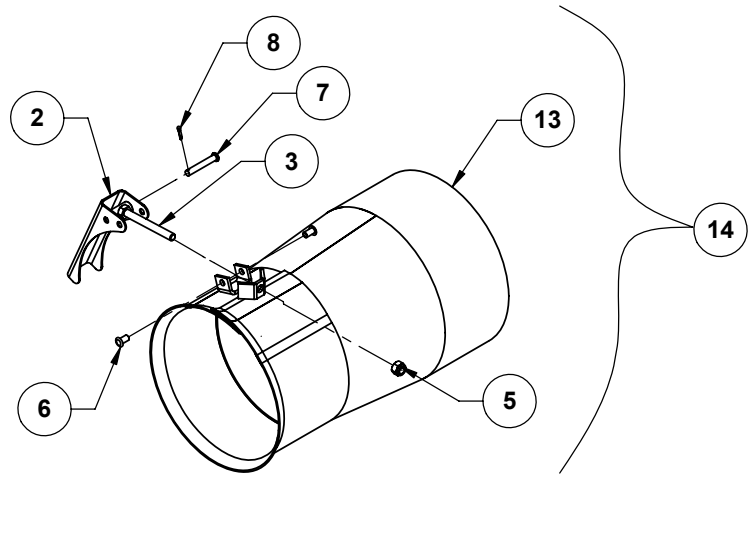
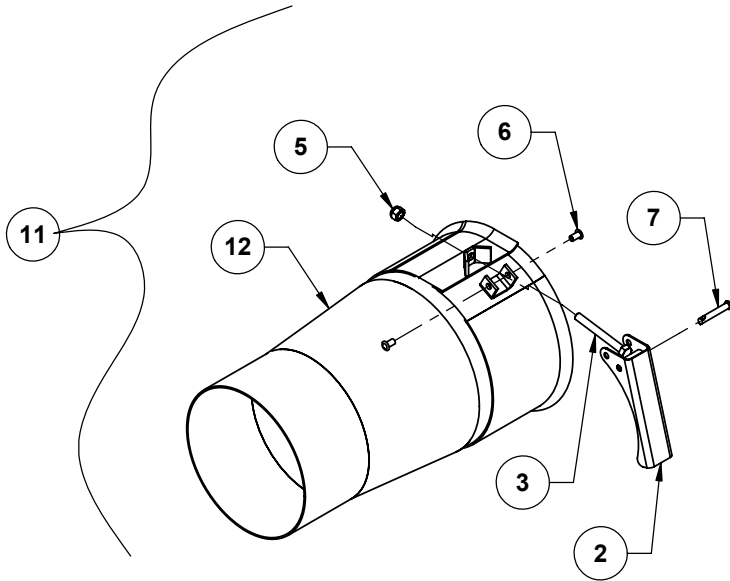
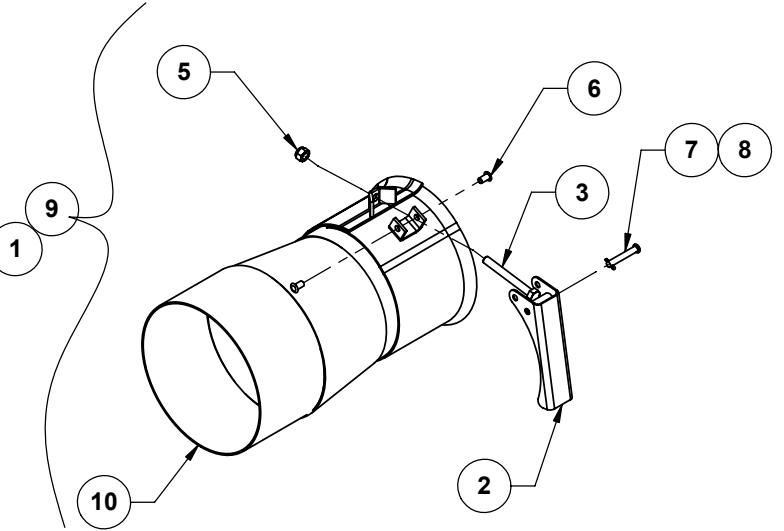
NO	PART NUMBER	DESCRIPTION/NOTES	QTY	SERIAL #
1	38-104966	TELESCOPING LOADOUT NOZZLE (INCL. 3,4)	1	
2	38-108116	TELESCOPING LOADOUT - 8FT (INCL. 5,6)	1	
3	38-107440	TELESCOPING END ASSEMBLY (INCL. 7-11)	1	
4	38-107443	LOADOUT NOZZLE SUB ASSY (INCL. 8,12-15)	1	
5	38-108117	TELESCOPING END ASSY (INCL. 7,8,10,11,17)	1	
6	38-108118	TELESCOPING SUB ASSY 8FT (INCL. 8,13-15)	1	
7	5195-01-0001	7" HOSE END COMPLETE	2	
8	6760-00-0167	RIVET - SHALLOW TUB RVT-167	10	
9	38-104972	SLIDE TUBE	1	
10	4880-12C1438	SCREW-MACHINE 1/4 X 3/8	4	
11	4049-13C0200	NUT NY-LOCK 1/4 UNC GR.5	4	
12	38-104974	END TUBE WELDMENT	1	
13	38-104978	8" HOSE CLAMP BAND COMPLETE	2	
14	38-104977	SEAL - CUT RING	2	
15	6755-00-0613	RIVET-MONOBOLT 2771-0613	8	
16	38-108121	END TUBE WELDMENT	1	
17	38-108119	SLIDE TUBE	1	

TRANSITIONS

TRANSITION - 6" MALE TO 7" FEMALE



TRANSITION - 7" MALE TO 6" FEMALE

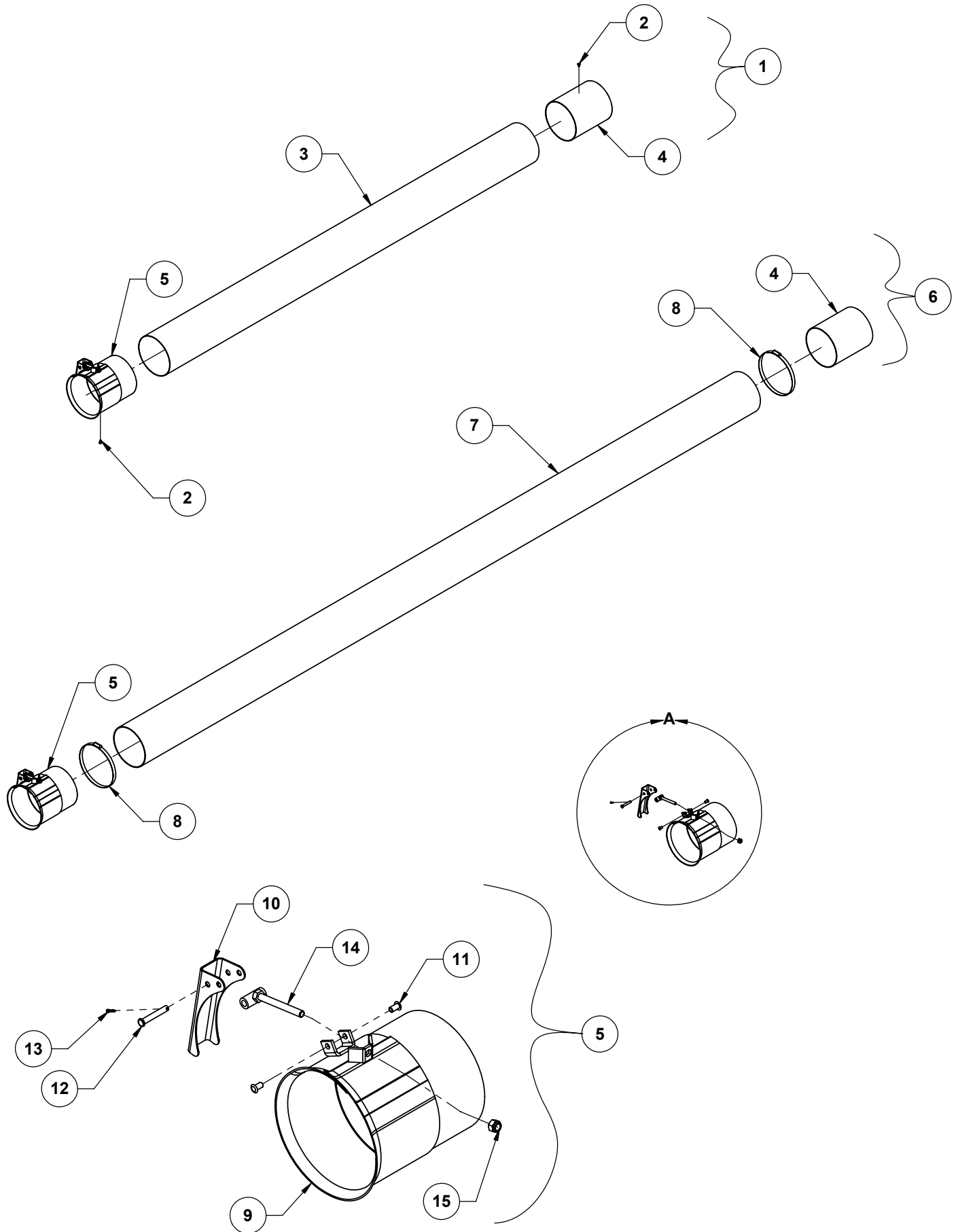


TRANSITION - 7" MALE TO 8" FEMALE

TRANSITION - 8" MALE TO 7" FEMALE

NO	PART NUMBER	DESCRIPTION/NOTES	QTY	SERIAL #
1	38-104690	6"M - 7"F REDUCER ASSEMBLY	1	
2	38-104979	CLAMP - UNIVERSAL	4	
3	38-110740	HOSE CLAMP ADJUSTMENT	4	
4	38-105261	6"M - 7"F REDUCER WELD	1	
5	4049-13C0220	NUT NY-LOCK 5/16 UNC GR.5	4	
6	6760-00-0124	RIVET - SHALLOW TUBULAR - SN #RVT-124	8	
7	6730-00-1721	CLEVIS 1/4 X 1 17/32 - SN #B-1721	4	
8	6732-00-0008	PINS-COTTER 3/32 X 1/2	4	
9	38-103897	6"F - 7"M REDUCER FINAL ASSY (INCL. 2,3,5-8,10)	1	
10	38-103896	6"F - 7"M REDUCER WELD	1	
11	38-107474	7"M - 8"F REDUCER (INCL. 2,3,5-8,12)	1	
12	38-107471	7"M - 8"F REDUCER WELD	1	
13	38-110649	7"F - 8"M REDUCER WELD	1	
14	38-110650	7"F - 8"M REDUCER ASSY (INCL. 2,3,5-8,13)	1	

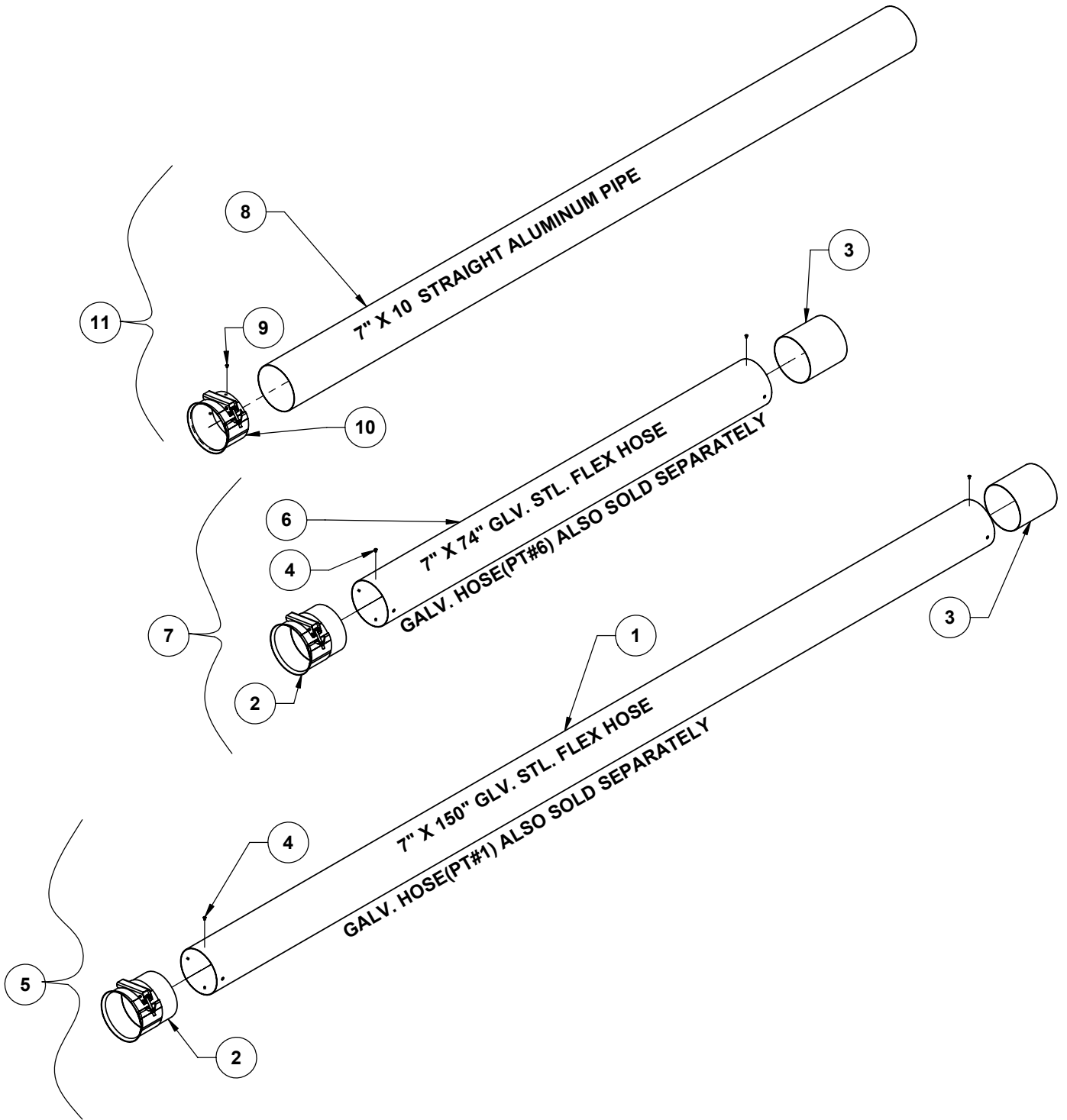
6" HOSE CONFIGURATIONS



DETAIL A
SCALE 1 6

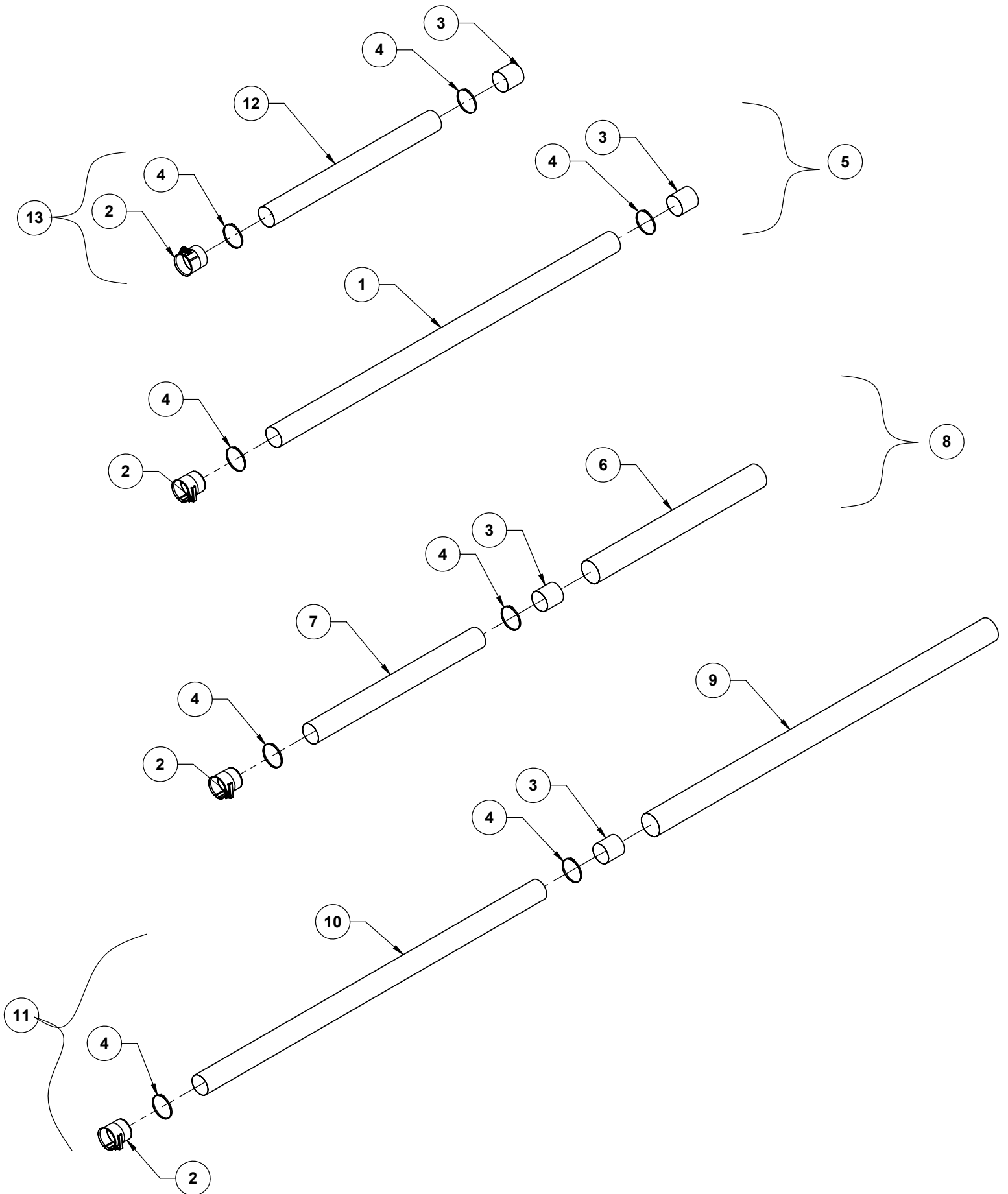
NO	PART NUMBER	DESCRIPTION/NOTES	QTY	SERIAL #
1	20-101442	6" X 72" STL HOSE COMPLETE (INCL. 2-5)	1	
2	6760-00-0014	RIVET - SHALLOW TUB RVT-14	12	
3	3422-06-0001	HOSE STEEL FLEX 6" X 72"	1	
4	20-101286	6" HOSE END	2	
5	20-101427	HOSECLAMP 6" (INCL. 9-15)	2	
6	20-101468	6" X 144" LIGHT RUBBER HOSE COMP. (INCL. 4,5,7,8)	1	
7	3420-06-0012	HOSE - 45MIL DURA 6" X 144"	1	
8	6190-00-0104	CLAMP HOSE 6 1/2 HS 104	2	
9	20-103239	BODY-HOSE CLAMP - 6"	1	
10	38-104979	CLAMP UNIVERSAL	1	
11	6760-00-0124	RIVET - SHALLOW TUBULAR - SN #RVT-124	2	
12	6730-00-1721	CLEVIS - 1/4 X 1 17/32 - SN #B-1721	1	
13	6732-00-0008	PINS-COTTER 3/32 X 1/2	1	
14	38-110740	HOSE CLAMP ADJUSTMENT	1	
15	4049-13C0220	NUT NY-LOCK 5/16 UNC GR.5	1	

7" HOSE OPTIONS



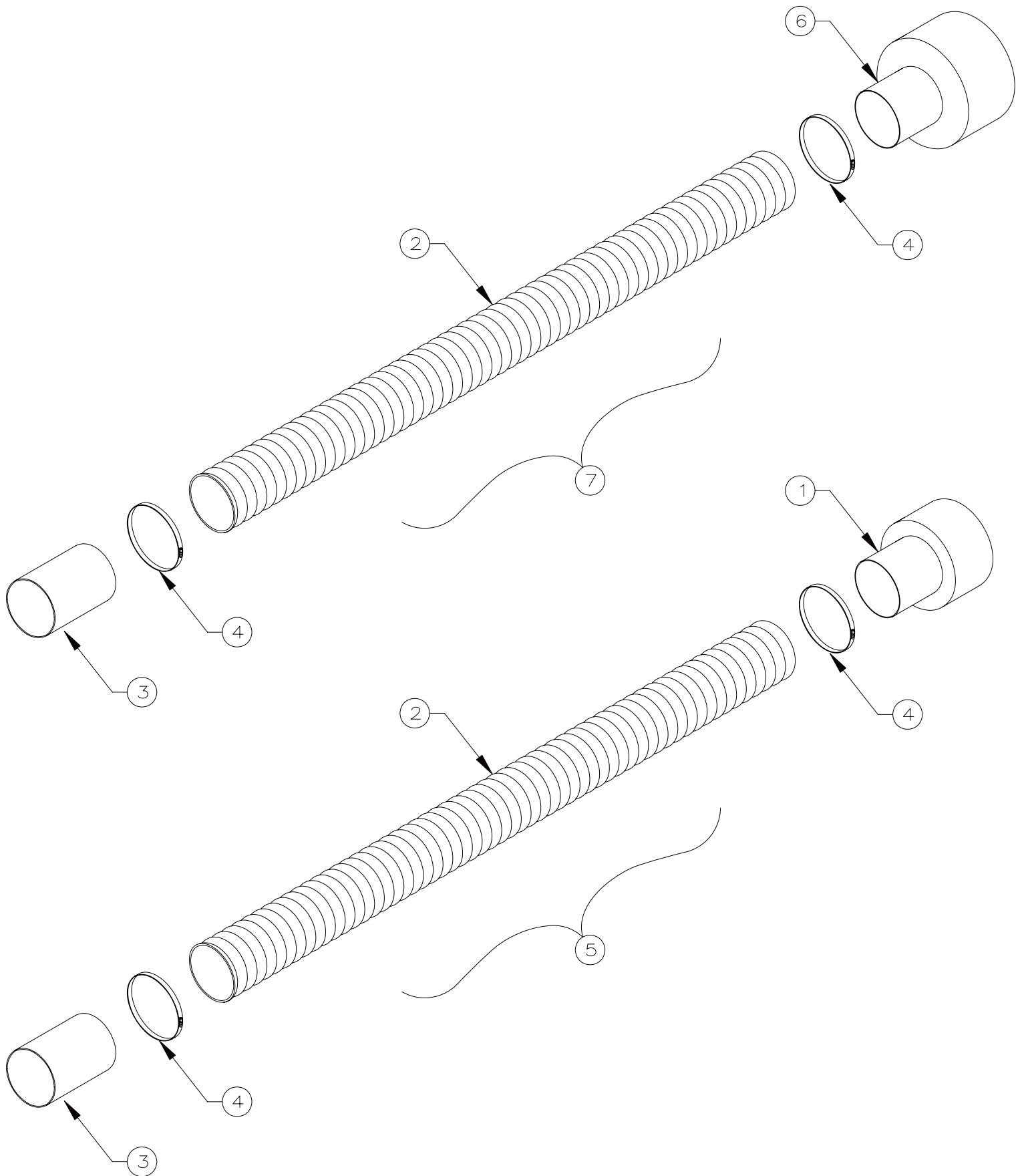
NO	PART NUMBER	DESCRIPTION/NOTES	QTY	SERIAL #
1	3422-07-0004	HOSE-GLVN STEEL 7" X 150"	1	
2	38-111291	UPDATED 7" BELL CLAMP	2	
3	38-103856	TUBE 7" CHARCOAL	2	
4	6760-00-0014	RIVET - SHALLOW TUB RVT-14	16	
5	38-110644	7" X 150" GLV STL FLEX HOSE (INCL. 1-4)	1	
6	3422-07-0003	HOSE-GLVN STEEL 7" X 74"	1	
7	38-110645	7" X 74" GLV STL FLEX HOSE (INCL. 2-4,6)	1	
8	38-104558	7" ALUMINUM PIPE 120"	1	
9	6760-00-0167	RIVET - SHALLOW TUB RVT-167	4	
10	5195-01-0001	7" HOSE END COMPLETE	1	
11	38-104312	7" X 120" ALUMINUM PIPE WITH ONE END (INCL. 8-10)	1	

BASKETWEAVE AND NONBASKETWEAVE OPTIONS



NO	PART NUMBER	DESCRIPTION/NOTES	QTY	SERIAL #
1	3420-07-0018	HOSE 7" X 150" BASKETWEAVE	1	
2	38-111291	UPDATED 7" BELL CLAMP	4	
3	38-103856	HOSE RING	4	
4	6190-00-0128	CLAMP - HOSE 8" HAS-128	8	
5	38-108281	HOSE 7" X 150" BASKETWEAVE (INCL. 1-4)	1	
6	3420-08-0025	8" X 74" BLACK HOSE SLEEVE	1	
7	3420-07-0023	HOSE 7" X 74" NONBASKETWEAVE	1	
8	38-110634	HOSE 7" X 74" NONBASKETWEAVE ASSY (INCL.2-4,6,7)	1	
9	3420-08-0026	8" X 150" BLACK HOSE SLEEVE	1	
10	3420-07-0024	HOSE 7" X 150" NONBASKETWEAVE	1	
11	38-110635	HOSE 7"X 150" NONBASKETWEAVE ASSY(INCL.2-4,9,10)	1	
12	3420-07-0020	HOSE 7" X 74" BASKETWEAVE	1	
13	38-110954	7" BASKETWEAVE HOSE ASSY (INCL. 2-4,12)	1	

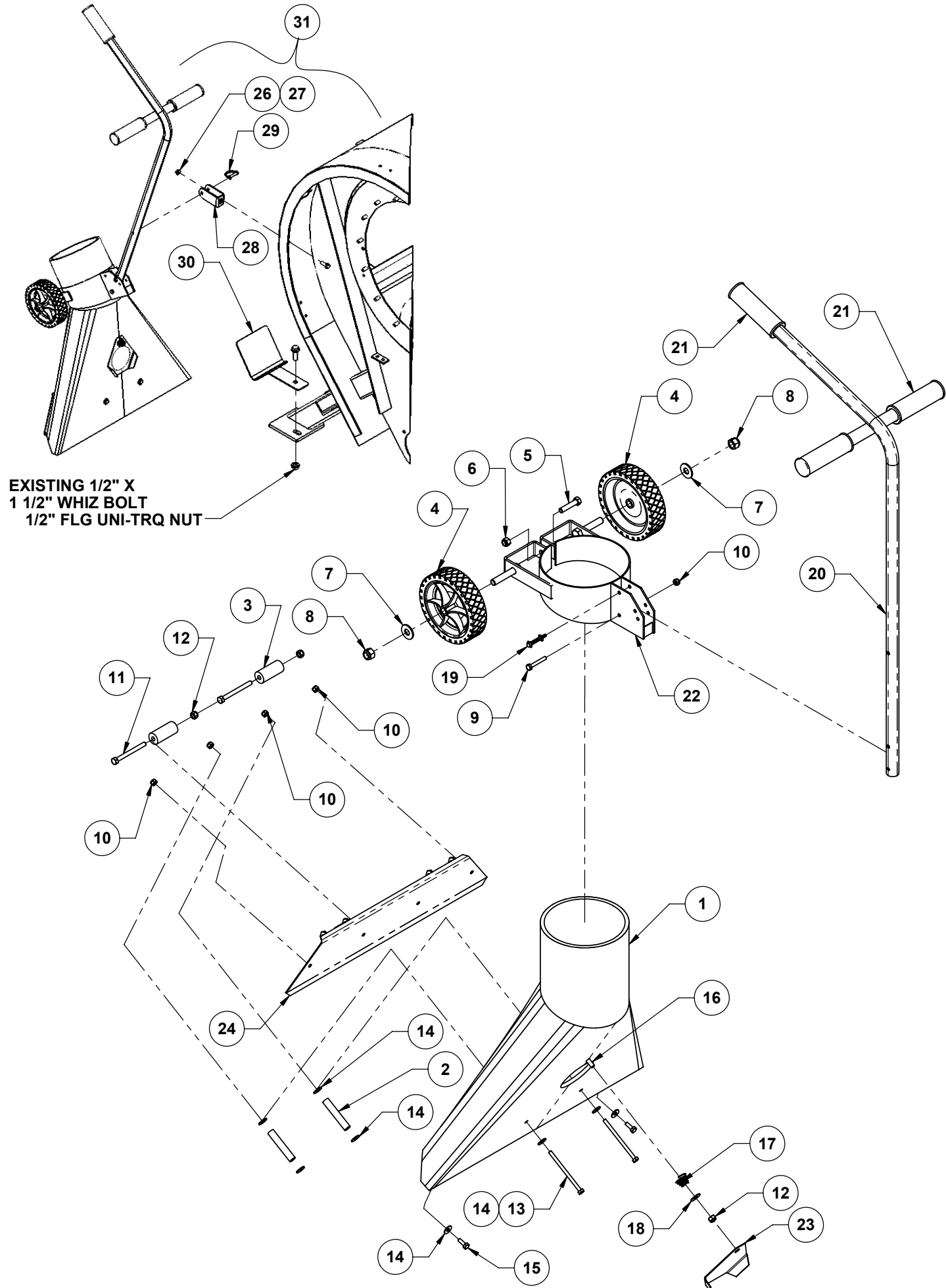
DRILL CLEANOUT 4" HOSE OPTIONS



NO	PART NUMBER	DESCRIPTION/NOTES	QTY	SERIAL #
1	20-101341	6" - 4" HOSE ADAPTER	1	
2	3420-04-0003	4" HEAVY RUBBER HOSE (PER FOOT)	1	
3	07-100821	4" HOSE END	1	
4	6190-00-0072	4" HOSE CLAMP HS-72	2	
5	20-101340	4" X 144" RUBBER HOSE COMPLETE (INCL. 1-4)	1	
6	38-107498	7" - 4" HOSE ADAPTER	1	
7	38-107497	4" X 144" HEAVY HOSE (INCL. 2-4,6)	1	

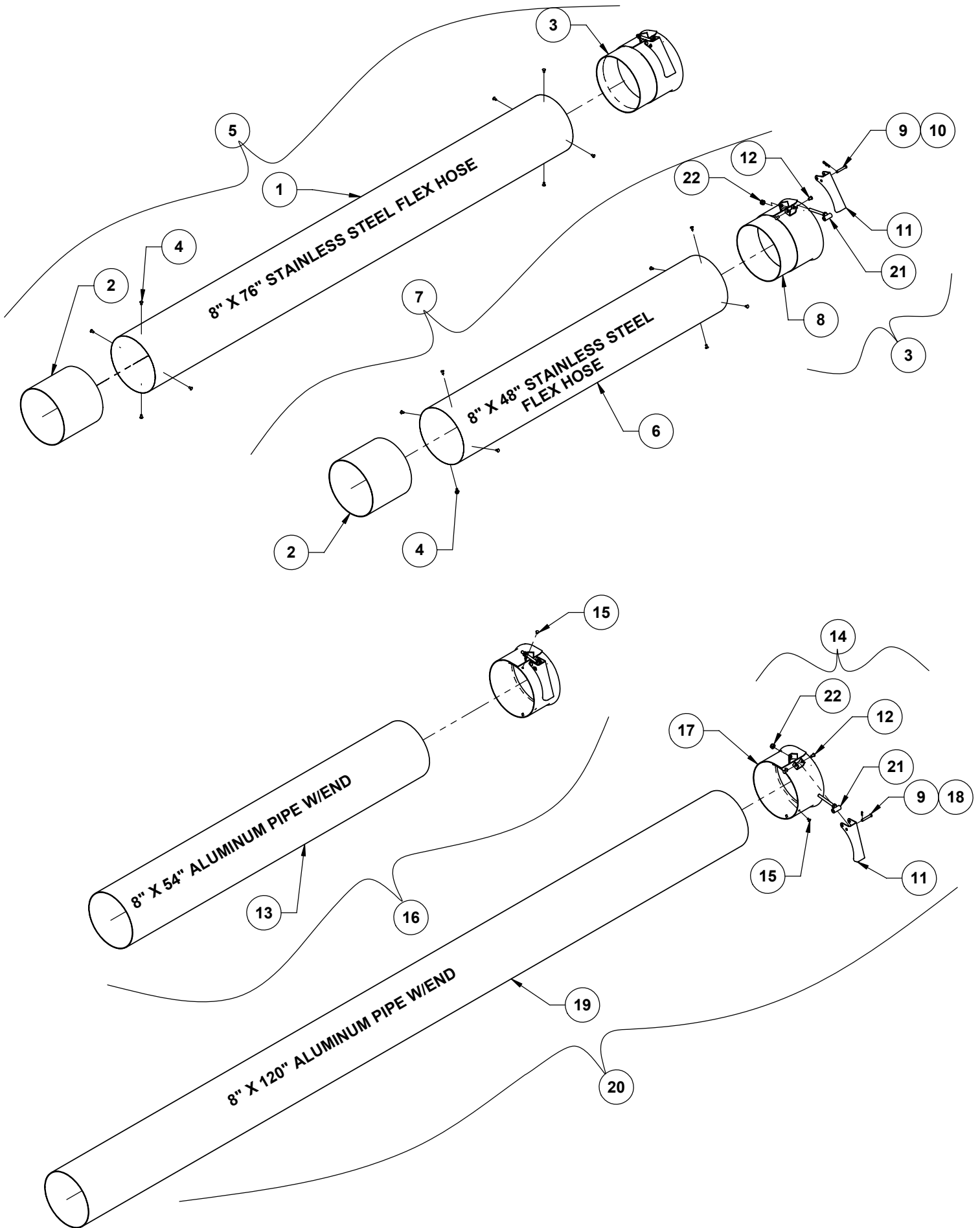
DRILL CLEANOUT- IDEAL FOR HARD TO GET SPOTS, BUT
HAS LIMITED CAPACITY

7" CHAMFERED CLEANUP NOZZLE OPTION



NO	PART NUMBER	DESCRIPTION/NOTES	QTY	SERIAL #
1	38-108399	7" CHAMFERED CLEAN UP NOZZLE	1	
2	38-108398	NOZZLE SUPPORT PIPE	2	
3	3703-04-0037	ROLLER WHEELS	2	
4	7090-00-0008	WHEEL 6 X 1 1/2	2	
5	4001-21C2526	BLT-HX 3/8 X 1 3/4 UNC GR.5	1	
6	4049-13C0235	NUT NY-LOCK 3/8 UNC GR.5	1	
7	5009-02-0500	WASHER-FLAT 1/2 DIA USS	2	
8	4049-13C0260	NUT NY-LOCK 1/2 UNC GR.5	2	
9	4001-22C2180	BLT-HX 1/4 X 1 3/4 UNC GR.5	1	
10	4049-13C0200	NUT NY-LOCK 1/4 UNC GR.5	5	
11	4001-22C2405	BLT-HX 5/16 X 3 1/4 UNC GR.5	2	
12	4049-13C0220	NUY NY-LOCK 5/16 UNC GR.5	3	
13	4001-22C2216	BLT-HX 1/4 X 4 UNC GR.5	2	
14	5009-02-0250	WASHER-FLAT 1/4 DIA USS	8	
15	4001-22C2148	BLT-HX 1/4 X 3/4 UNC GR.5	2	
16	4001-22C2352	BLT-HX 5/16 X 1 UNC GR.5	1	
17	6777-02-0007	NOZZLE SPRING GV PLTD	1	
18	5009-02-0313	WASHER-FLAT 5/16 DIA USS	1	
19	6733-00-0002	PIN-LOCK 1/4 X 1 3/8	1	
20	38-110512	HANDLE WELDMENT	1	
21	3420-01-0011	RUBBER HANDLE GRIPS	3	
22	38-107279	WHEEL MOUNT WELD	1	
23	38-105084	AIR INTAKE COVER PLATE	1	
24	38-108397	7" CLEAN UP GUIDE WELD	1	
25	38-108401	7" CHAMFERED NOZZLE ASSY (INCL. 1-24)	1	
26	4046-13C0220	NUT-WHIZ FLG 5/16 UNC GR.5	1	
27	4024-22C2352	BLT-WHIZ 5/16 X 1 UNC GR.5	1	
28	38-110585	CLEAN UP UPPER MOUNT	1	
29	6733-00-0006	PIN-LOCK 1/4 X 1 3/4	1	
30	38-110586	CLEAN UP LOWER MOUNT	1	
31	38-110748	7" CHAMFERED NOZZLE MOUNTING KIT	1	

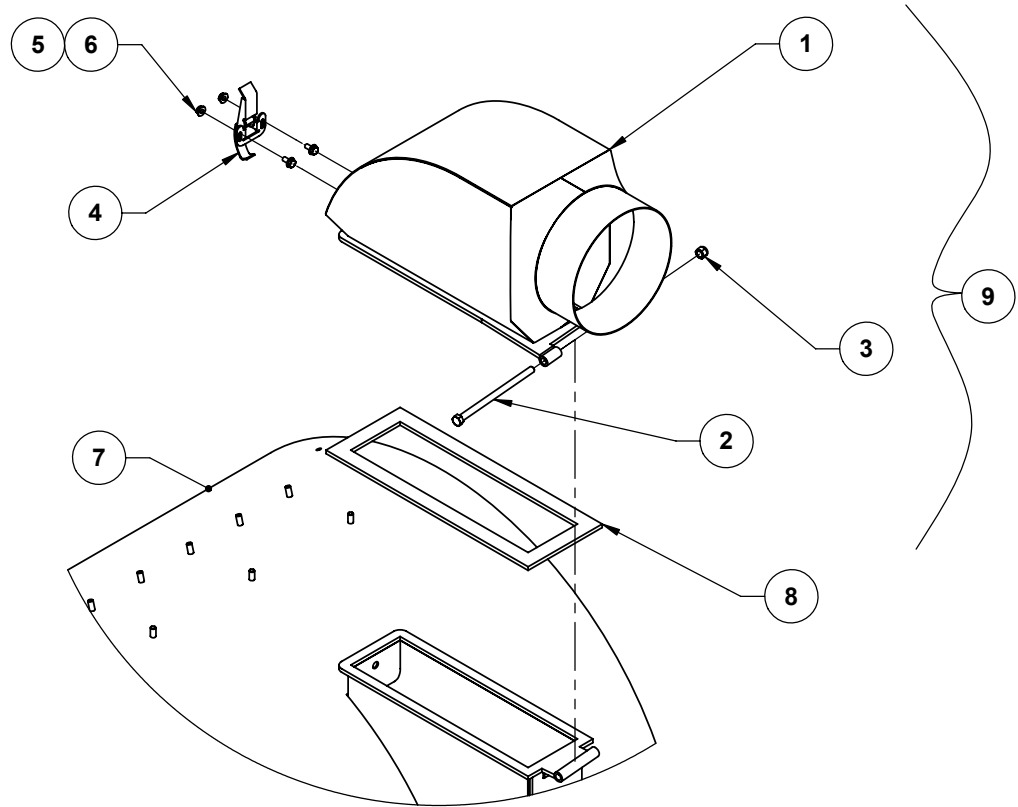
8" HOSE OPTIONS



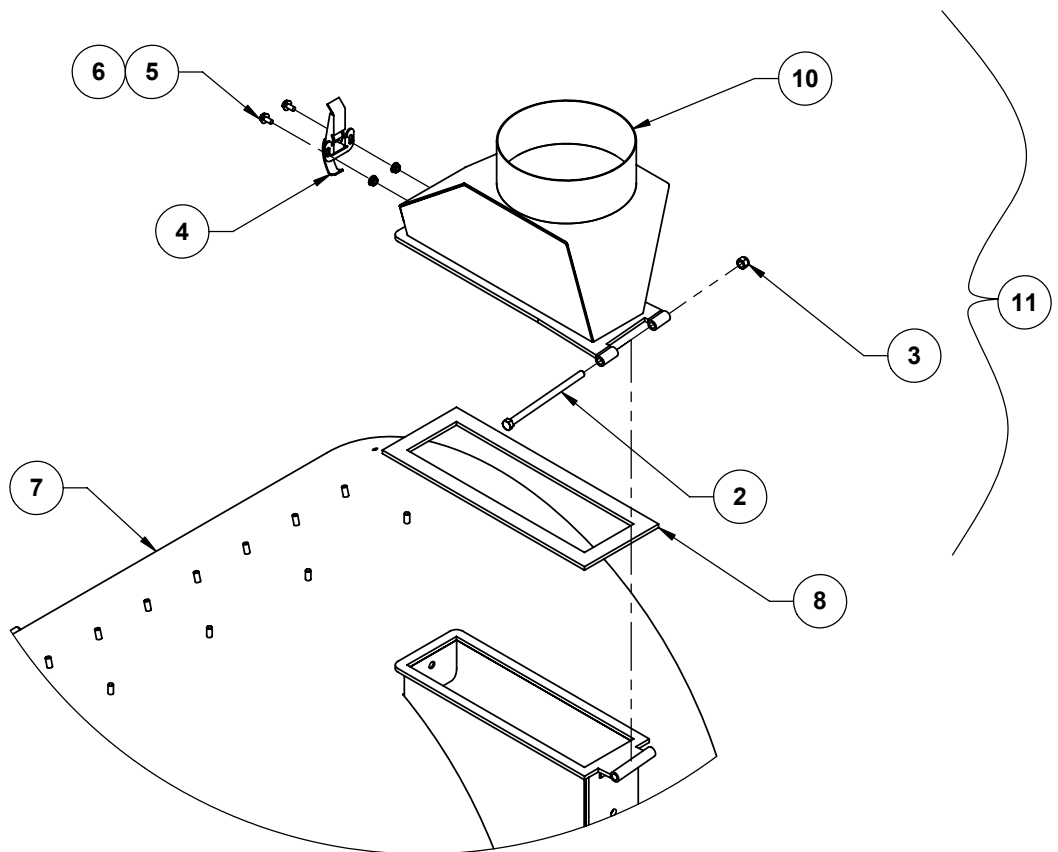
NO	PART NUMBER	DESCRIPTION/NOTES	QTY	SERIAL #
1	3422-08-0002	HOSE-STEEL STAINLESS 8" X 76"	1	
2	38-110537	8" HOSE RING	2	
3	38-110538	8" HOSE CLAMP COMPLETE (INCL.8-12,21,22)	1	
4	6760-00-0014	RIVET - SHALLOW TUB RVT-14	16	
5	38-110535	8" X 76" S. STL HOSE COMP. (INCL. 1-4)	1	
6	3422-08-0001	HOSE-STEEL STAINLESS 8" X 48"	1	
7	38-110536	8" X 48" STAINLESS STL HOSE COMPLETE	1	
8	38-110539	8" CLAMP BAND TUBE	1	
9	6730-00-1721	CLEVIS - 1/4 X 1 17/32 - SN #B1721	2	
10	6738-00-1640	HITCH PIN - SN #B-1640	1	
11	38-104979	CLAMP UNIVERSAL	2	
12	6760-00-0124	RIVET - SHALLOW TUBULAR - SN #RVT-124	4	
13	38-110656	8" X 54" ALUMINUM PIPE	1	
14	38-110660	8" HOSE CLAMP PLAIN COMP. (INCL. 9, 11, 12, 15, 17, 18, 21, 22)	2	
15	6760-00-0167	RIVET - SHALLOW TUBULAR - SN #RVT-167	8	
16	38-110658	8" X 54" ALUM PIPE W/ ONE HOSE END (INCL. 13-15)	1	
17	38-110662	8" HOSE CLAMP BAND PLAIN WELD	1	
18	6732-00-0008	PINS-COTTER 3/32 X 1/2	1	
19	38-110655	8" X 120" ALUMINUM PIPE	1	
20	38-110657	8" X 120" ALUM PIPE W/ ONE HOSE END (INCL. 14,15,19)	1	
21	38-110679	HOSE CLAMP ADJUSTMENT	2	
22	4049-13C0220	NUT NY-LOCK 5/16 UNC GR.5	2	

EXHAUST AERATION CONVERSION KITS

2500 AERATION ATTACHMENT KIT

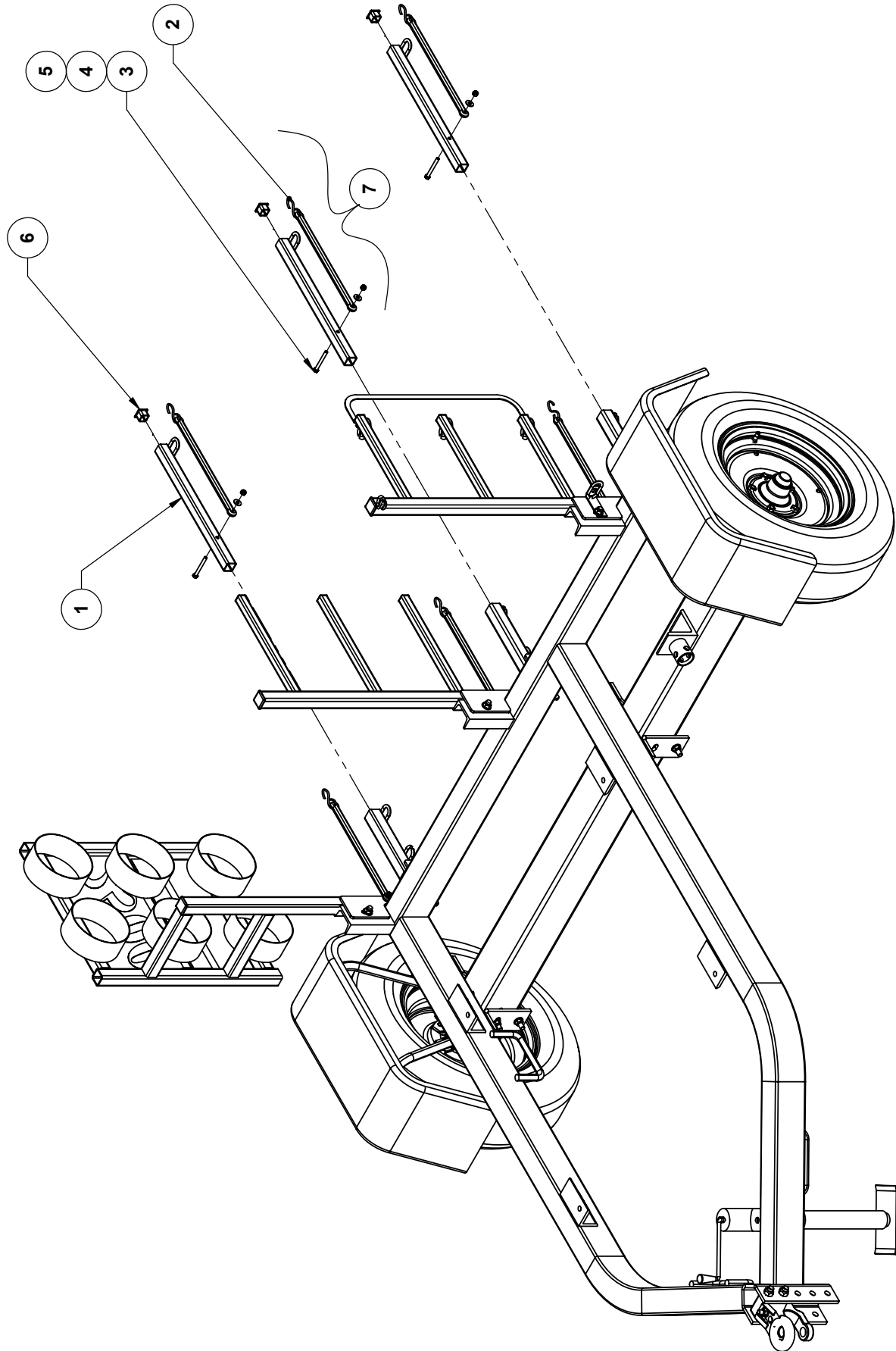


EXHAUST CONVERSION KIT RECTANGLE TO 8" ROUND



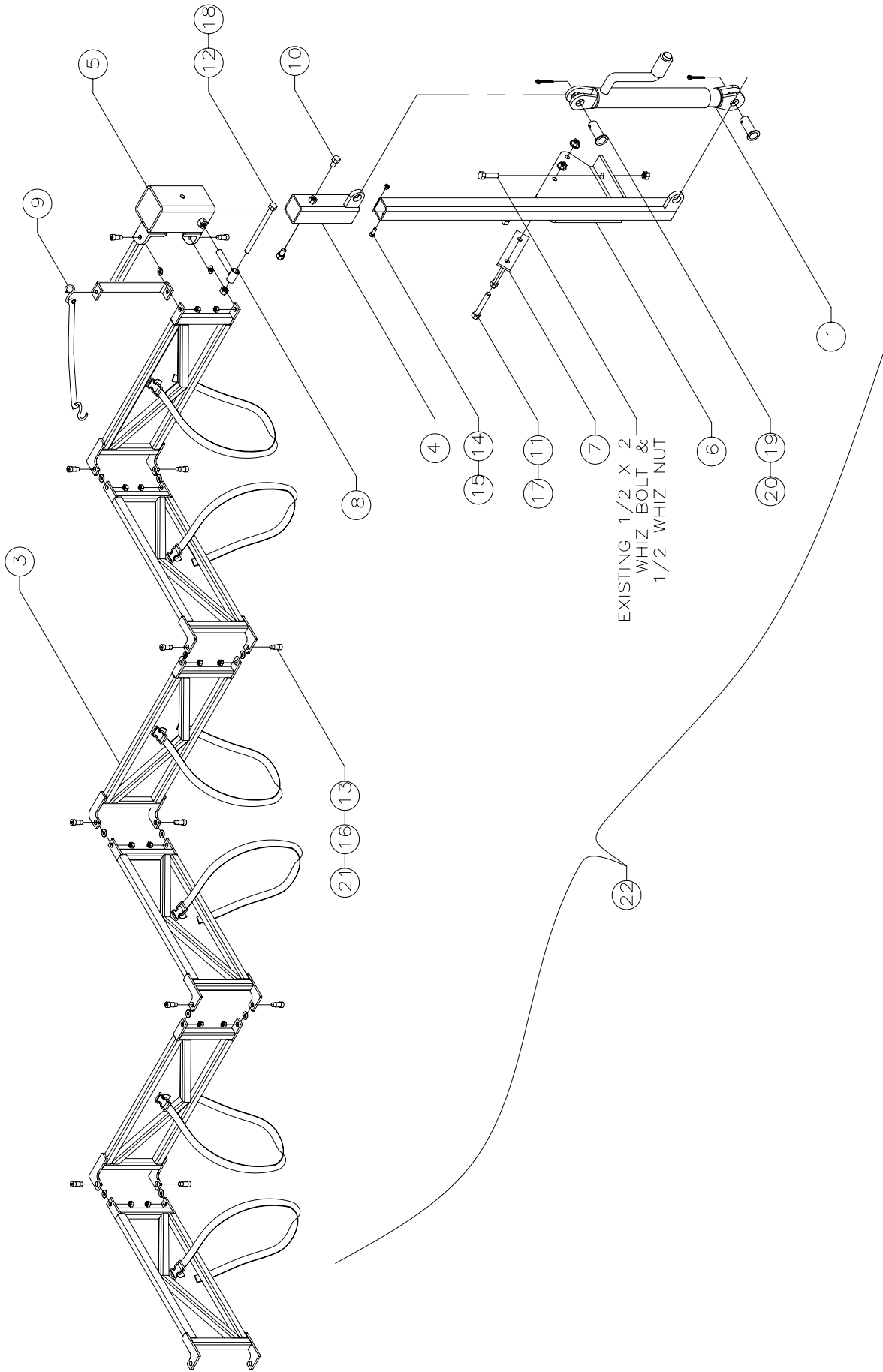
NO	PART NUMBER	DESCRIPTION/NOTES	QTY	SERIAL #
1	38-110533	AERATION 90 DEG TO 8" ROUND	1	
2	4001-22C2650	BLT-HX 3/8 X 6 1/2 UNC GR.5	1	
3	4049-13C0235	NUT NY-LOCK 3/8 UNC GR.5	1	
4	5190-00-0002	TENSION LATCH CLAMP	1	
5	4024-22C2140	BOLT-WHIZ 1/4 X 1/2 UNC GR.5	2	
6	4046-13C0200	NUT-WHIZ FLG 1/4 UNC GR.5	2	
7	38-110411	BODY COMPLETE WELDMENT	1	
8	3890-00-0012	NEOPRENE 1/4 X 1	3.5	
9	38-110544	2500 AERATION ATTACHMENT KIT (INCL. 1-6,8)	1	
10	38-110534	EXHAUST TRANSITION RECT TO 8" ROUND	1	
11	38-110545	EXHAUST TRANSITION RECT TO 8" ROUND (INCL. 1-6,9)	1	

FOUR HOSE EXTENSION KIT



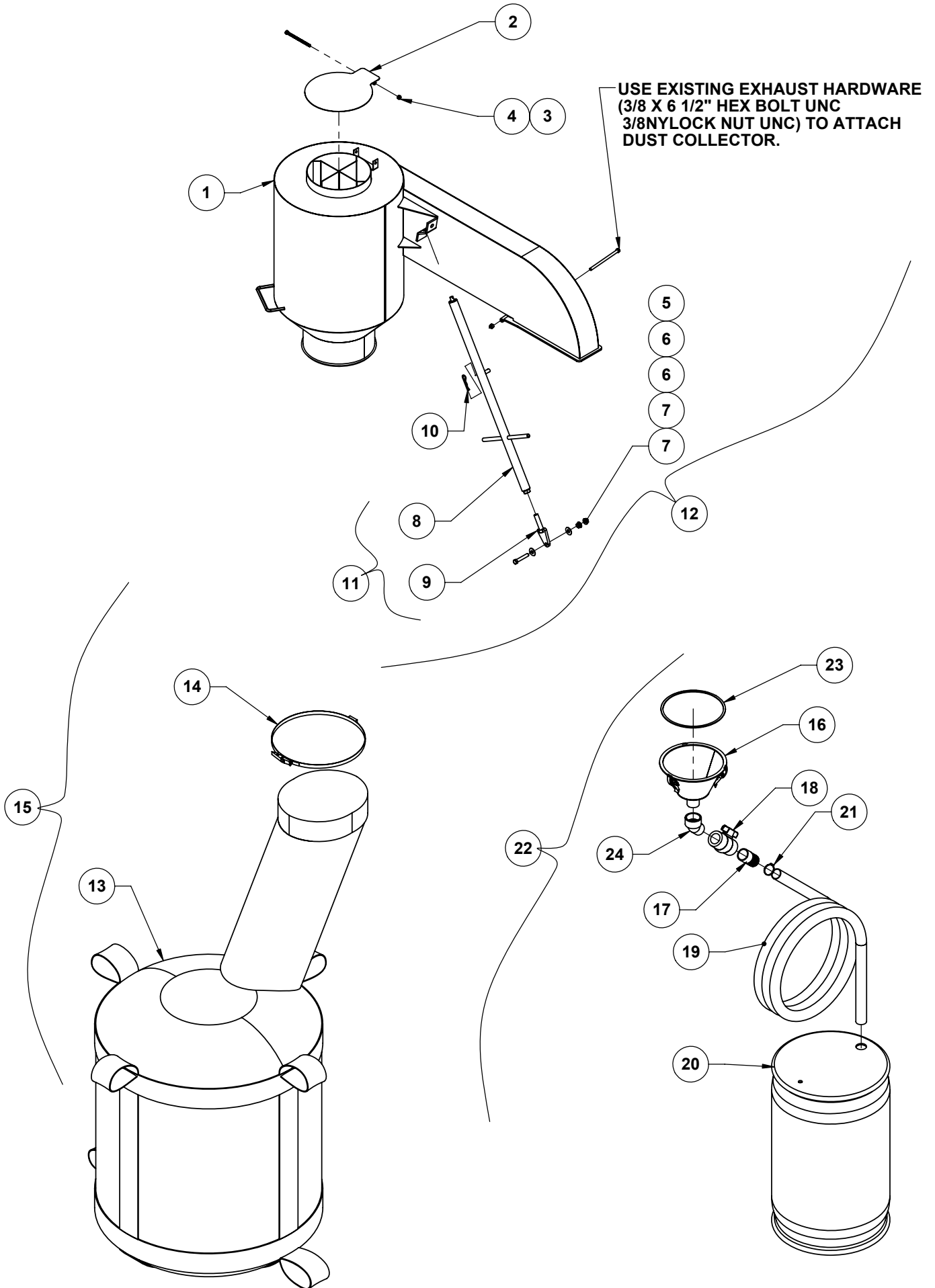
NO	PART NUMBER	DESCRIPTION/NOTES	QTY	SERIAL #
1	38-108430	FOUR HOSE EXTENSION WELD	3	
2	3900-82-5150	TIE DOWN RUBBER	3	
3	4001-22C2396	BLT-HX 5/16 X 2 3/4	3	
4	5009-02-0313	WASHER-FLAT 5/16 DIA USS	3	
5	4049-13C0220	NUT NY-LOCK 5/16 UNC GR.5	3	
6	3703-00-0017	PLASTIC PLUG - 1 1/4" SQUARE	3	
7	38-108431	FOUR HOSE EXTENSION KIT (INCL. 1-6)	1	

HIRED HAND KIT OPTION



NO	PART NUMBER	DESCRIPTION/NOTES	QTY	SERIAL #
1	0485-00-0007	JACK-SIDEWIND-CLEVIS ENDS	1	
2	38-108362	HIRED HAND HOSE STRAP ASSEMBLY	6	
3	38-108267	HIRED HAND PANEL	6	
4	38-108307	SLEEVE TUBE	1	
5	38-108308	PIVOT TUBE	1	
6	38-108309	HIRED HAND TUBE	1	
7	38-108312	HIRED HAND CONNECTION FLAT	1	
8	38-108320	HANDLE BOLT	1	
9	3900-82-5150	TIEDOWN RUBBER/TARP STRAP	1	
10	4001-22C2880	BOLT-HEX 1/2 X 3/4 UNC GR.5	2	
11	4001-22C2490	BOLT-HEX 1/2 X 3 1/4 UNC GR.5	2	
12	4001-22C2990	BOLT-HEX 1/2 X 7 UNC GR.5	1	
13	4006-22C5375	BOLT-SHOULDER 1/2 X 5/8 X 3/8	12	
14	4024-22C2344	BOLT-WHIZ 5/16 X 3/4 UNC GR.5	1	
15	4046-13C0220	NUT-WHIZ FLG 5/16 UNC GR.5	1	
16	4055-02C0235	NUT-LOCK UNI-TRQ 3/8 UNC GR.5	12	
17	4046-13C0500	NUT-WHIZ FLG 1/2 UNC GR.5	2	
18	4049-13C0260	NUT NY-LOCK 1/2 UNC GR.5	1	
19	38-108393	HIRED HAND PIN	2	
20	6732-00-0033	PINS COTTER 3/16 X 1 1/2	2	
21	5012-02-0375	WASHER-FLAT 3/8 DIA SAE	12	
22	38-108257	HIRED HAND OPTION KIT (INCL. 1-21)	1	

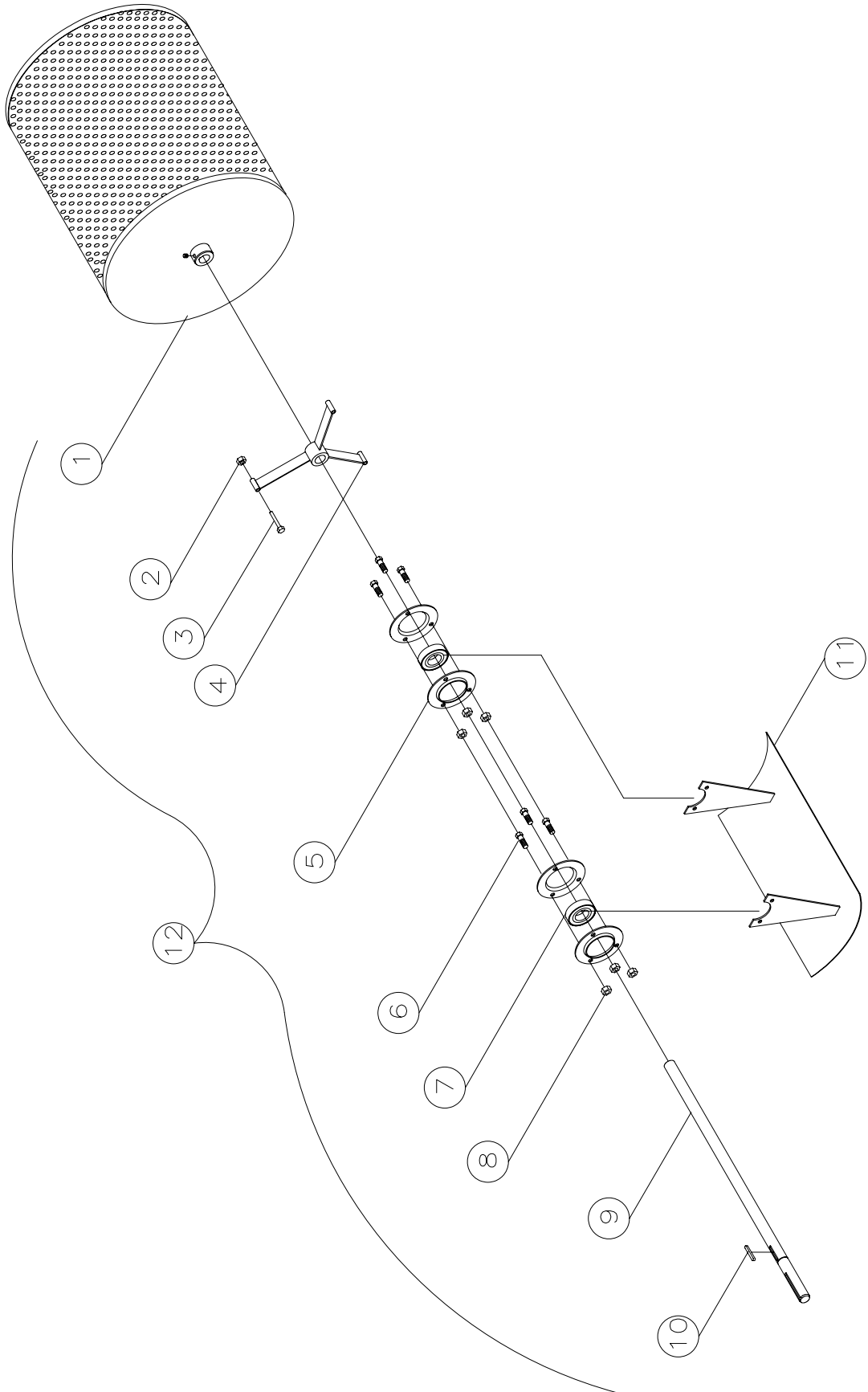
DUST COLLECTOR OPTION



NO	PART NUMBER	DESCRIPTION/NOTES	QTY	SERIAL #
1	38-110440	DUST COLLECTOR WELD	1	
2	38-105283	END CAP WELDMENT	1	
3	4001-22C2432	BLT-HX 5/16 X 5 UNC GR.5	1	
4	4049-13C0220	NUT NY-LOCK 5/16 UNC GR.5	1	
5	4001-22C2714	BLT-HX 7/16 X 2 1/2 UNC GR.5	1	
6	5009-02-0438	WASHER-FLAT 7/16 DIA USS	2	
7	4046-13C0250	NUT-WHIZ FLG 7/16 UNC GR.5	2	
8	38-110455	BRACE WELD	1	
9	38-110457	BRACE CLEVIS WELD	1	
10	6738-00-0088	PINS-HITCH CLIP CP-88H	1	
11	38-110460	COLLECTOR BRACE ASSY (INCL. 8,9)	1	
12	38-110470	COLLECTOR ASSY (INCL. 1-10)	1	
13	3275-00-2500	DUST BAG - GV 2500	1	
14	6190-00-0295	CLAMP-HOSE 250MM-295MM	1	
15	38-110572	DUST COLLECTOR BAG 2500GV (INCL. 13,14)	1	
16	38-110835	DC CONE	1	
17	4192-01-1200	COMBINATION NIPPLE	1	
18	4220-01-0002	2" BALL VALVE	1	
19	3419-00-2120	HOSE-PVC 2" I.D.	1	
20	3960-01-5501	BARREL-PLASTIC 45GAL	1	
21	6190-00-0032	CLAMP-HOSE HS-32	1	
22	38-110836	DC CONE ASSY (INCL. 16-21,23,24)	1	
23	3890-00-0002	NEOPRENE 1/8 X 3/8	3.0	
24	4193-01-0045	2" STREET ELBOW 45 DEG	1	

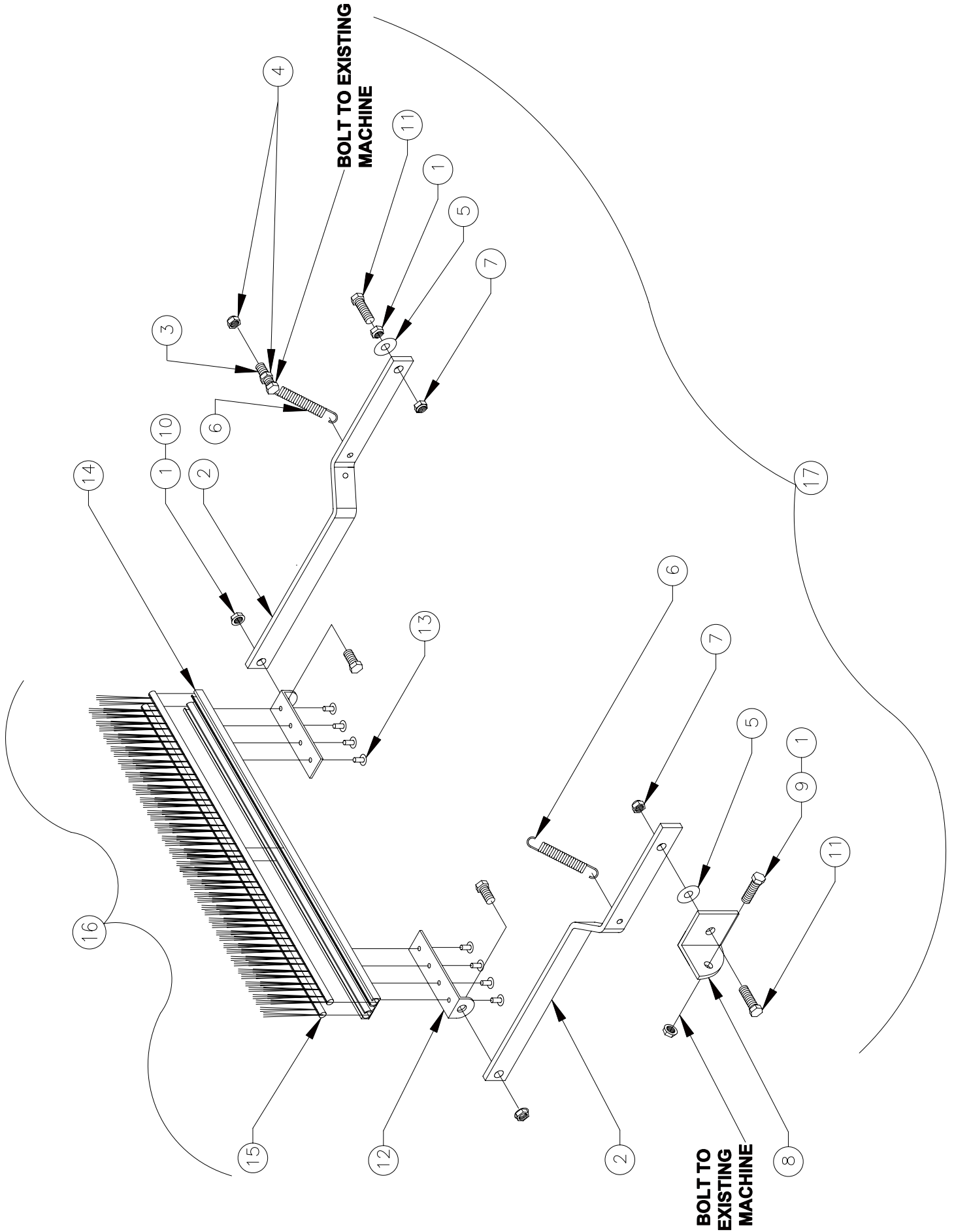
38-110470- DUST COLLECTOR- CATCHES MOST DUST TO HELP KEEP A CLEANER AIR EXHAUST, IF REQUIRED, AND A CLEANER WORK SITE.

NOTE WHEN PURCHASING THE DUST COLLECTOR - (38-110470) YOU MUST PURCHASE ONE OF THE COLLECTOR OPTIONS (38-110572 OR 38-110836)



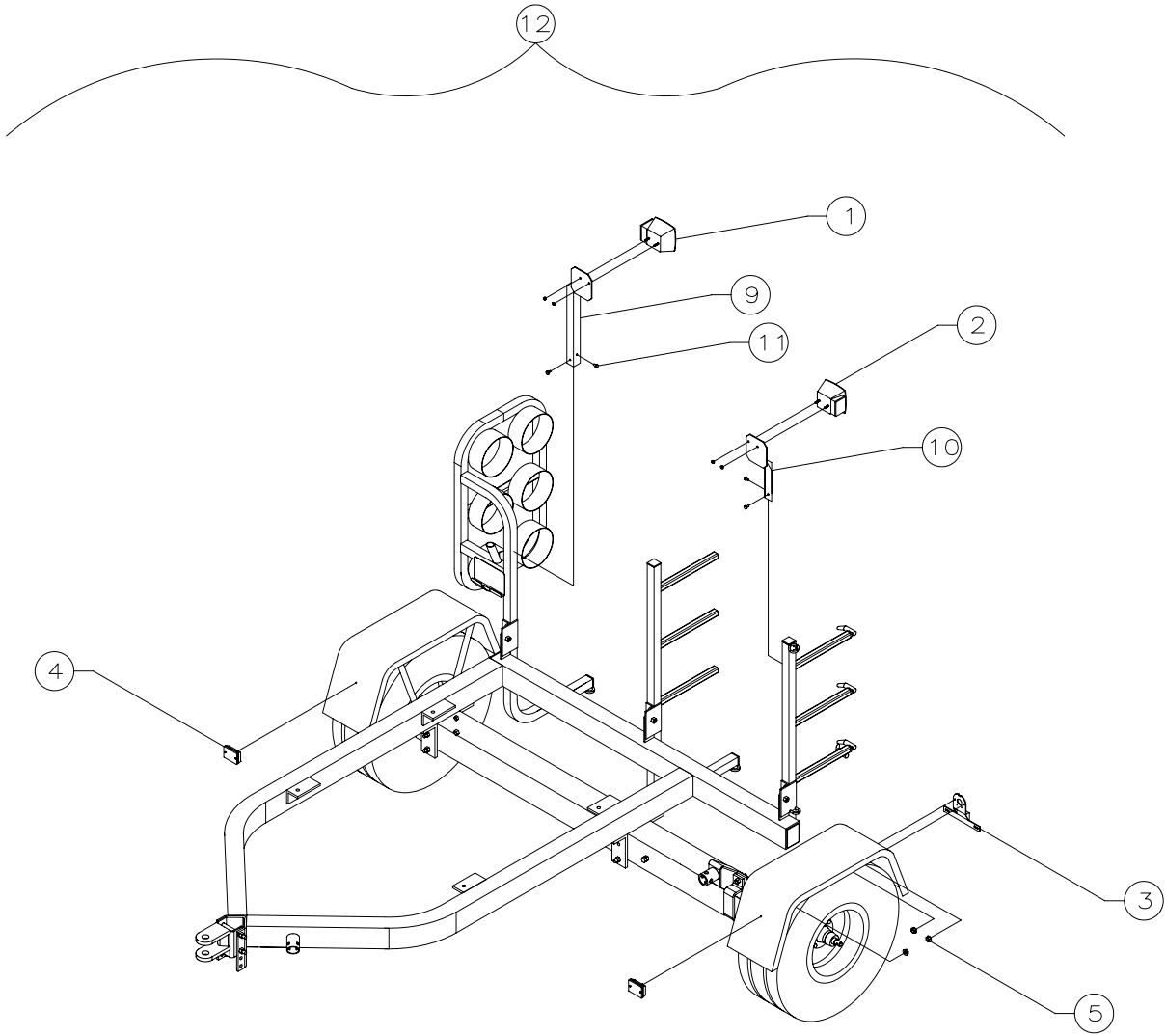
NO	PART NUMBER	DESCRIPTION/NOTES	QTY	SERIAL #
1	38-108408	DRUM FINE SCREEN	1	
2	4024-22C2225	BOLT-WHIZ 1/4 X 2 UNC GR.5	3	
3	4049-13C0200	NUT NY-LOCK 1/4 UNC GR.5	3	
4	07-100534	WELDMENT-CENTER	1	
5	7222-01-2205	FLANGETTE PF-205 MS - 52	4	
6	4024-22C2344	BOLT-WHIZ 5/16 X 3/4 UNC GR.5	6	
7	7217-01-0001	SB205 - 16RKG5 BEARING	2	
8	4046-13C0220	NUT-WHIZ 5/16 UNC GR.5	6	
9	20-101317	SHAFT - DRUM	1	
10	07-100517	KEY	1	
11	07-100525	AIR CUT-OFF	1	
12	38-108409	DRUM FINE SCREEN ASSY (INCL. 1-11)	1	

BRUSH KIT OPTION



NO	PART NUMBER	DESCRIPTION/NOTES	QTY	SERIAL #
1	4046-13C0235	NUT-WHIZ FLG 3/8 UNC GR.5	4	
2	38-110583	BRUSH ATTACHMENT SUPPORT	2	
3	4024-22C2164	BOLT-WHIZ 1/4 X 1 1/4 UNC GR.5	1	
4	4046-13C0200	NUT-WHIZ FLG 1/4 UNC GR.5	2	
5	5009-02-0375	WASHER-FLAT 3/8 DIA USS	2	
6	6777-02-0008	IDLER CHAIN SPRING	2	
7	4049-13C0235	NUT NY-LOCK 3/8 UNC GR.5	2	
8	2430-01-0368	BRUSH SUPPORT HINGE	1	
9	4024-22C2502	BOLT-WHIZ 3/8 X 1 UNC GR.5	1	
10	4024-22C2494	BOLT-WHIZ 3/8 X 3/4 UNC GR.5	2	
11	4065-22C2518	BOLT-HX 3/8 X 1 1/2 UNC GR.5 FULL THREAD	2	
12	38-104555	BRUSH MOUNT BRACKET	2	
13	6755-00-0613	RIVET - MONOBOLT 2771-0613	8	
14	38-104557	BRUSH HOLDER	1	
15	0049-00-0001	BRUSH	2	
16	38-104556	BRUSH SUB ASSEMBLY (INCL.12-15)	1	
17	38-104551	DRUM BRUSH KIT (INCL. 1-16)	1	

LIGHT KIT OPTION



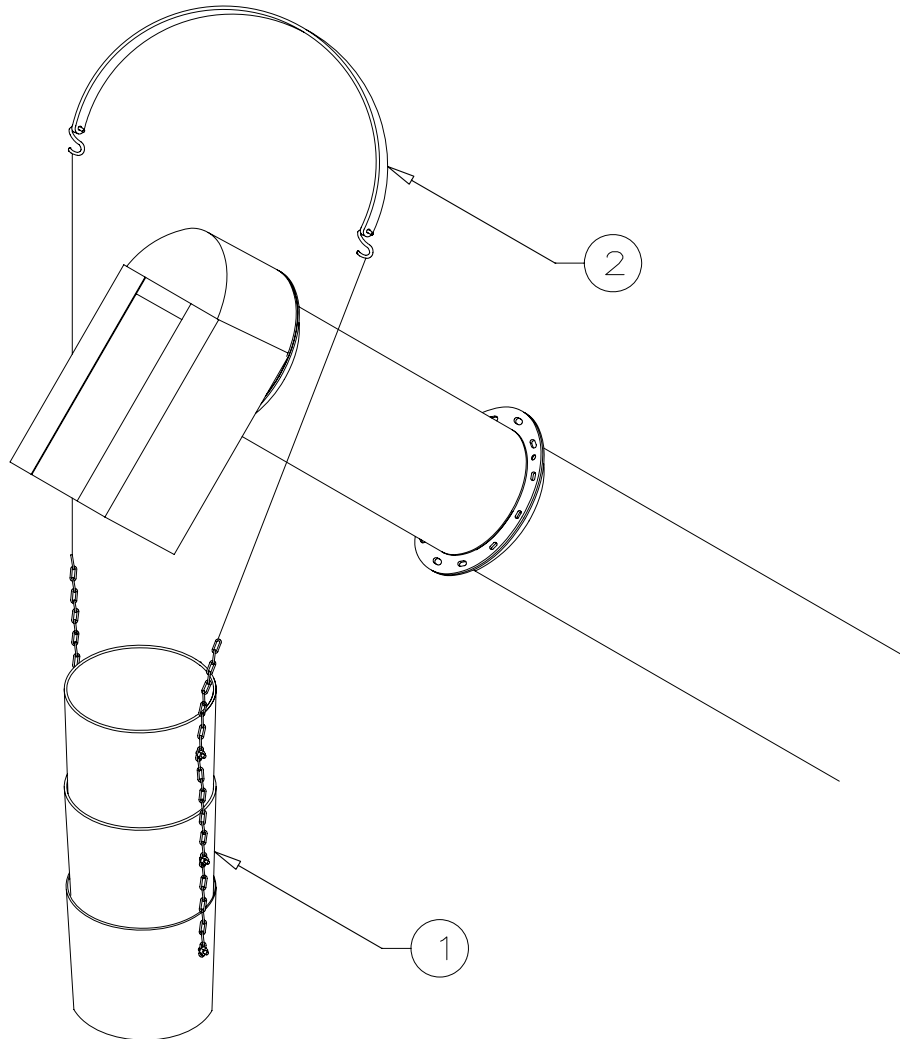
NO	PART NUMBER	DESCRIPTION/NOTES	QTY	SERIAL #
1		CURB SIDE LIGHT	1	
2		ROAD SIDE LIGHT	1	
3		LICENSE PLATE HOLDER	1	
4		CLEARANCE LIGHT	2	
5		NUT WHIZ 1/4 UNC	6	
6	8575-00-0001	GV LIGHTING PACKAGE (INCL 1 - 5)	1	
7	8400-00-0003	CABLE TIE - 15 1/4"	8	
8	8885-00-005	ADAPTER - 4 FLAT TO 7 ROUND END	1	
9	38-108974	LIGHT MOUNT RIGHT	1	
10	38-108975	LIGHT MOUNT LEFT	1	
11	4890-50-8008	SCREW - TEK HX 1/4 X 3/4	4	
12	38-108976	LIGHT KIT OPTION (INCL 6 - 11)	1	

NOTE ITEMS 1 - 5 ARE CONTAINED UNDER #8575-00-0001 (GV LIGHTING PACKAGE)

NOTE ALL PARTS LISTED IN PARTS LIST WILL BE PACKAGED ALONG WITH COMPONENTS SUPPLIED IN 8875-00-0001.

38-108976 - LIGHT KIT OPTION - FOR HIGHWAY TRAVEL AND NIGHTTIME SAFETY

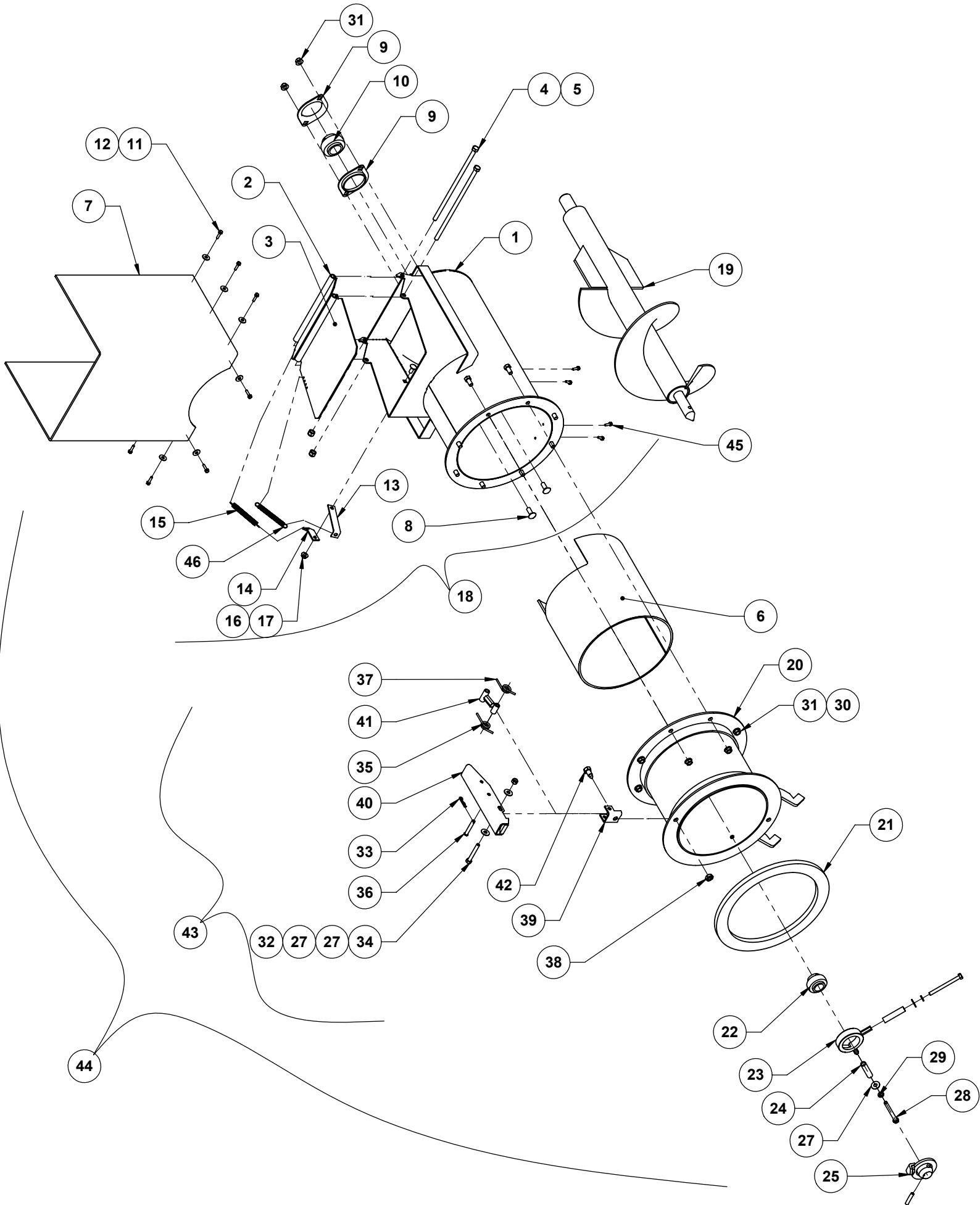
SPOUT OPTION



NO	PART NUMBER	DESCRIPTION/NOTES	QTY	SERIAL #
1	3703-00-0011	14" DISCHARGE SPOUT - 29" LONG	1	
2	3900-82-5150	TIE DOWN RUBBER-TARP STRAP	1	
3	38-108988	SPOUT OPTION (INCL. 1,2)	1	

38-108988 - SPOUT OPTION - HELPS KEEP GRAIN
FROM BLOWING OUT ON SMALLER TRUCKS WHILE
LOADING.

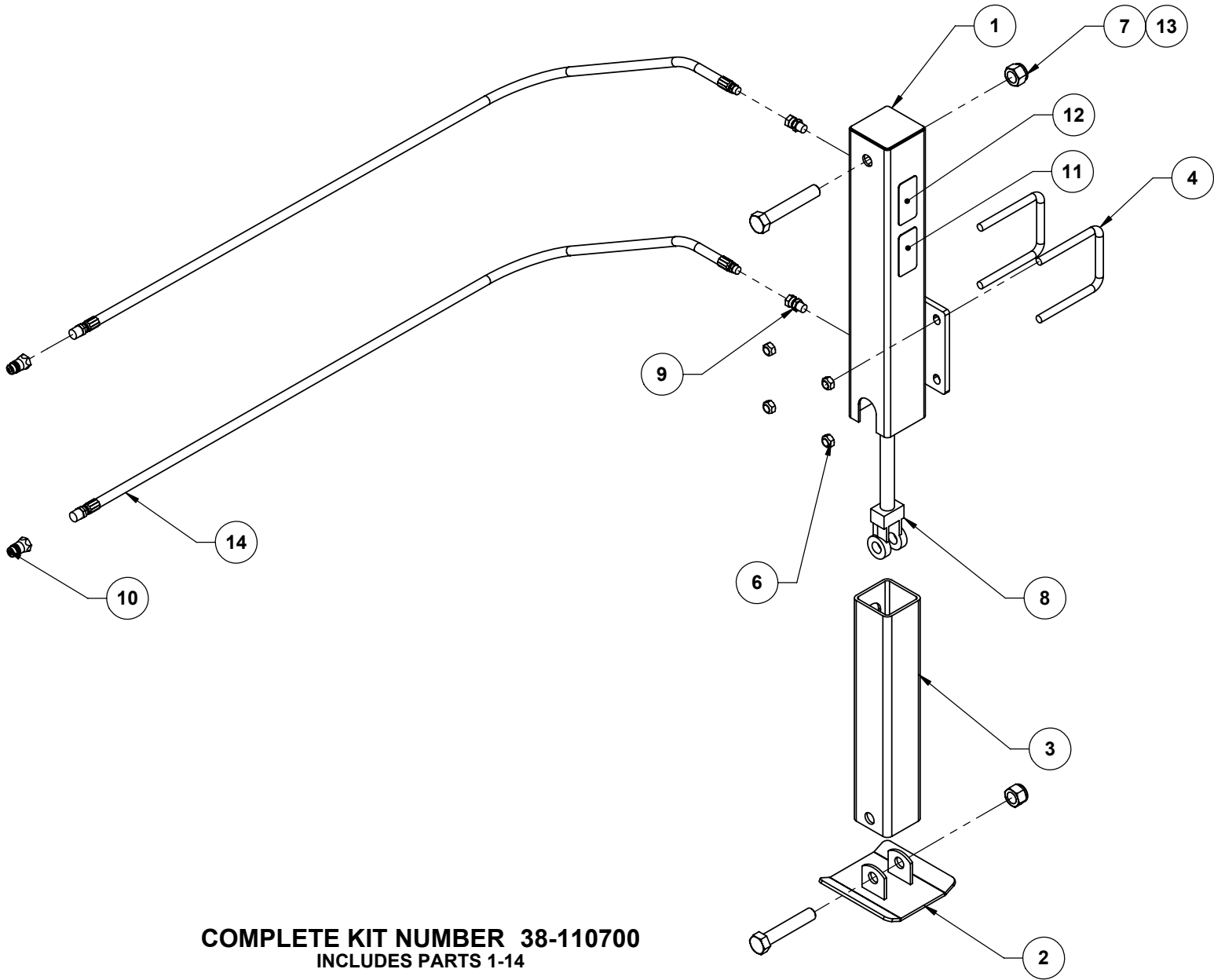
STUB UNLOADING AUGER KIT



NO	PART NUMBER	DESCRIPTION/NOTES	QTY	SERIAL #
1	38-110515	END-DUMP - BOTTOM STYLE	1	
2	38-110522	DUMP LID-SMALL	1	
3	38-110518	DUMP LID-LARGE	1	
4	4001-12C2630	BLT-HX 3/8 X 10 UNC GR.2	2	
5	4049-13C0235	NUT NY-LOCK 3/8 UNC GR.5	2	
6	3703-04-0036	LINER - DUMPER	1	
7	3320-00-0005	SPOUT 3/16" X 17" BELTING	1	
8	4003-22C2501	BLT-CARR 3/8 X 1 UNC GR.5	2	
9	7222-01-4206	FLANGETTE PFL206-BLACK	2	
10	7220-06-2061	BRG-BALL UC206-104D1LLJ	1	
11	4890-50-8005	BOLT-TEK #10-16 X 3/4	8	
12	5009-02-0250	WASHER-FLAT 1/4 DIA USS	8	
13	20-101187-99	TENSION ADJUSTER - DUMP	1	
14	38-108995-99	SPRING ARM	1	
15	6777-02-0012	DUMP LID SPRING	1	
16	4003-12C2344	BLT-CARR 5/16 X 3/4 UNC GR.2	1	
17	4046-13C0220	NUT-WHIZ FLG 5/16 UNC GR.5	1	
18	38-110525	ENDDUMP - BOT STYLE - ASSY (INCL. 1-17,45,46)	1	
19	38-104960	STUB UNLOADER AUGER	1	
20	38-110543	STUB UNLOAD THIMBLE	1	
21	3890-00-0010	SPONGE-F CELL ADHESIVE BACK	1	
22	7220-06-5100	BRG-BALL UC205-100DI	1	
23	38-104268	WELDMENT-CENTER BEARING SUPPORT	1	
24	38-108418	BEARING SUPPORT LEG	2	
25	38-105137	WELDMENT CONNECT HUB	1	
26	38-105139	5/16 SPRING STEEL PIN	1	
27	5009-02-0313	WASHER-FLAT 5/16 DIA USS	4	
28	4001-32C3135	BLT-HX 5/16 X 3 1/2 UNC GR.8	2	
29	5000-03-0313	WASHER-LOCK 5/16 DIA PLTD	2	
30	4001-22C2494	BLT-HX 3/8 X 3/4 UNC GR.5	8	
31	4046-13C0235	NUT-WHIZ FLG 3/8 UNC GR.5	10	
32	4049-13C0220	NUT NY-LOCK 5/16 UNC GR.5	1	
33	6738-00-0105	HITCH PIN - 3/32 X 1 3/16	1	
34	4001-22C2388	BLT-HX 5/16 X 2 1/4 UNC GR.5	1	
35	6777-02-0014	LEFT AUGER LATCH SPRING	1	
36	6730-00-0368	PIN-CLEVIS 5/16 X 1 7/8	1	
37	6777-02-0015	RIGHT AUGER LATCH SPRING	1	
38	4033-12C0250	NUT-JAM HEX 7/16 UNC GR.5	1	
39	38-103585	LATCH MOUNT	1	
40	38-104162	LOWER AUGER LATCH-LONG	1	
41	38-108591	ANCHOR ADJUSTMENT ASSEMBLY	1	
42	4009-24C7658	BLT-SKT HD 7/16 X 5/8 UNC GR.5 - BLACK	1	
43	38-104493	AUGER LATCH ASSEMBLY (INCL. 27,31-42)	1	
44	38-110541	STUB UNLOADING KIT (INCL. 1-43,45,46)	1	
45	4890-ST-6009	BOLT-TEK #10-16 X 1/2	4	
46	6777-02-0035	END DUMP SPRING	1	

STUB UNLOADING KIT - A GOOD OPTION TO USE WHEN
AUGER ON VAC CANNOT BE FULLY OPENED.

HYDRAULIC AUGER ANGLE INCLINER



COMPLETE KIT NUMBER 38-110700
INCLUDES PARTS 1-14

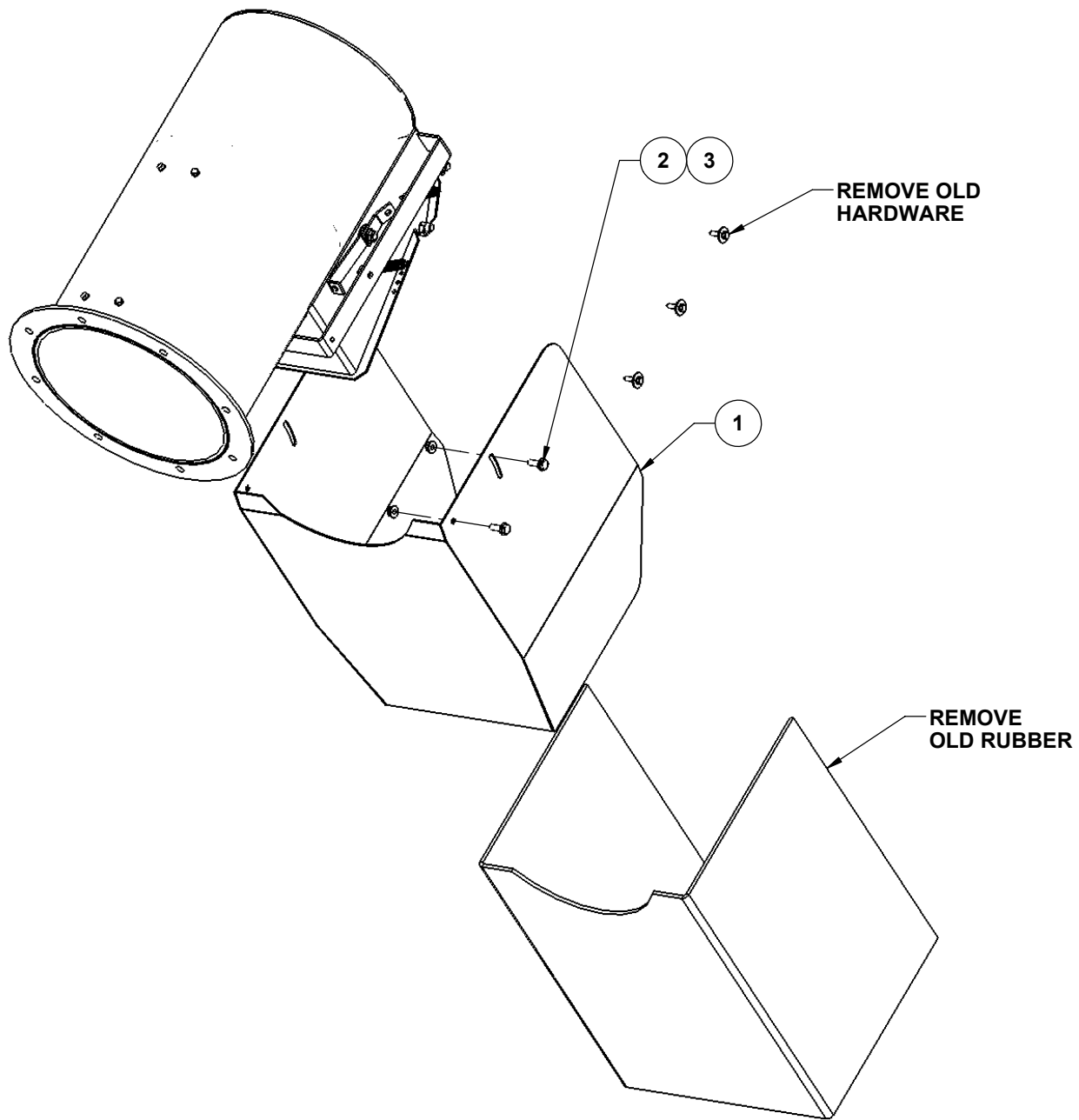
THE HYDRAULIC AUGER INCLINER WILL LIFT THE END OF THE AUGER VERTICALLY BY AS MUCH A 24". THE KIT REQUIRES HYDRAULIC TO OPERATE. IT MOUNTS ON THE GRAIN VAC AXLE (AUGER SIDE) WITH 2 U-BOLTS.

THE KIT INCLUDES ALL THE NECESSARY PARTS AND PICTORIAL INSTRUCTIONS

NOTE: KIT MUST BE MOUNTED AS FAR TO THE OUTSIDE AS POSSIBLE TO PREVENT HITCH DAMAGE.

NO	PART NUMBER	DESCRIPTION/NOTES	QTY	SERIAL #
1	38-110698-10	OUTER TUBE	1	
2	38-110699-10	BASE	1	
3	38-110697-10	INNER TUBE	1	
4	4320-00-0012	U-BOLT 5/8 X 5 X 6 1/2 SQ UNC	2	
5	4001-22C7950	BOLT-HEX 1 X 5 1/2 UNC GR5	4	
6	4055-02C0280	NUT-LOCK UNI-TRQ 5/8 UNC	2	
7	4049-13C0340	NUT - NY LOCK 1 UNC GR. 5	1	
8	0300-30-0041	CYL - 2 X 14 - 1 1/8 TIEROD	4	
9	6800-00-0152	RESTRICTOR 6MP-6FP 1/16"	1	
10	6800-00-0013	8018 - 4 FB COUPLER - PIONEER	2	
11	9005-38-0156F	FR. DECAL - HYD. LIFT HAZARD	1	
12	9005-38-0156	DECAL - HYD. LIFT HAZARD	1	
13	4001-22C7954	BOLT - HEX 1 X 6 UNC GR. 5	1	
14	6800-00-0077	3/8 HOSE 135 8MP - 6MP	2	

DUMPER EXTENSION CHUTE OPTION



COMPLETE KIT NUMBER 38-110750 INCLUDES PARTS 1-3

THIS KIT ATTACHES TO THE VAC DUMPER. IT EXTENDS THE REACH OF THE VAC FURTHER TOWARDS THE MIDDLE OF THE TRUCK BY CHANGING THE DEFLECTION OF THE GRAIN. THE ANGLE OF THE DEFLECTION IS ALSO ADJUSTABLE.

THE KIT INCLUDES ALL THE NECESSARY HARDWARE, PARTS AND INSTALLATION INSTRUCTIONS. IT REQUIRES ONLY TO REMOVE THE DUMPER RUBBER, DRILL 4 HOLES AND INSTALL CHUTE.

(OPTIONAL)

THE RUBBER MAY ALSO BE REATTACHED TO THE END OF THE CHUTE BY USING THE OLD TEK SCREWS

DUMPER EXTENSION CHUTE OPTION**2500 - PAGE 44A****REV. APR 02/07**

NO	PART NUMBER	DESCRIPTION/NOTES	QTY	SERIAL #
1	38-110749	END CHUTE	1	
2	4024-22C2148	BOLT-WHIZ 1/4 X 3/4 UNC GR.5	4	
3	4046-13C0200	NUT-WHIZ 1/4 FLG UNC GR.5	4	



1

9005-38-0140



2

9005-38-0144

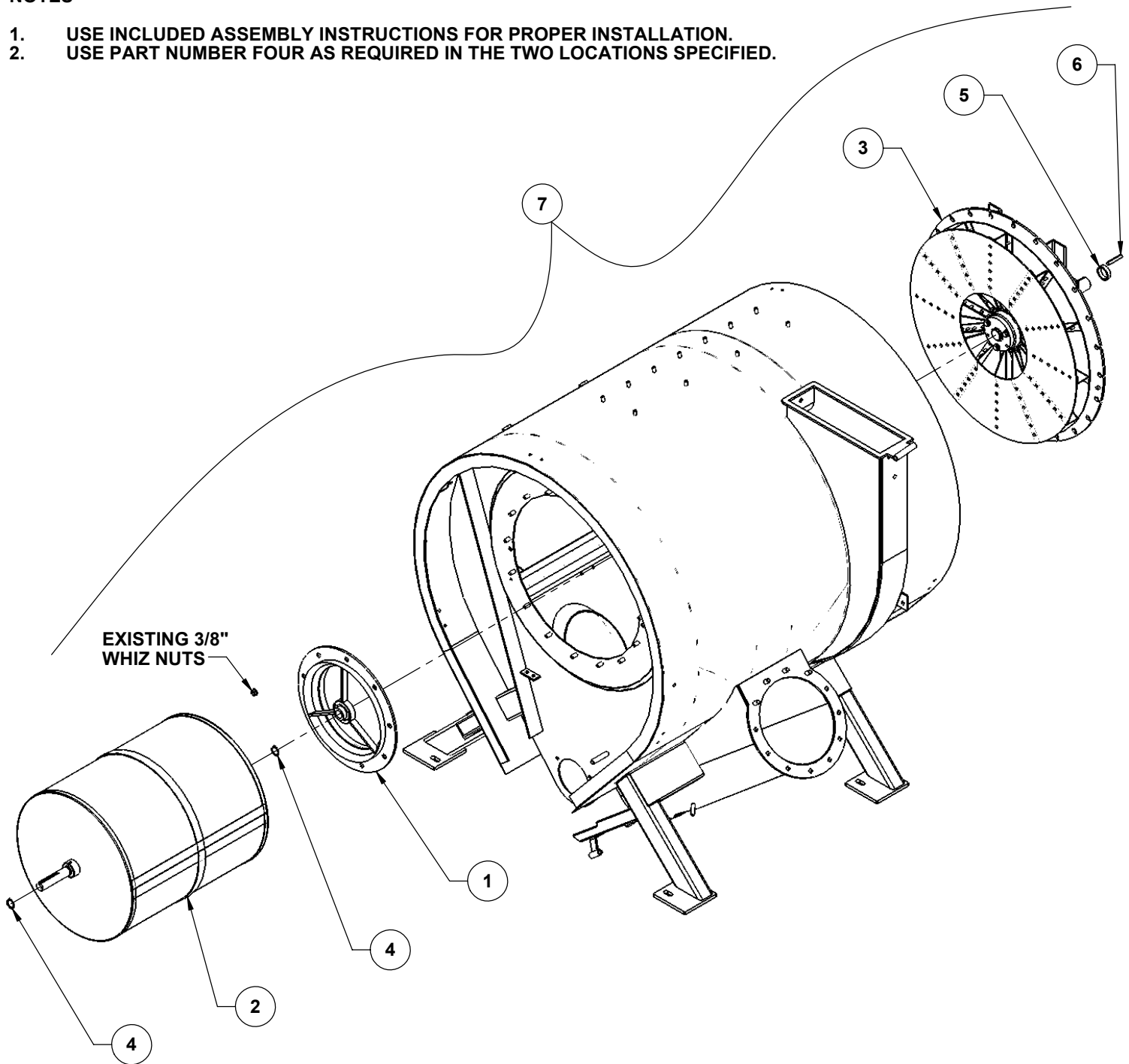


NO	PART NUMBER	DESCRIPTION/NOTES	QTY	SERIAL #
1	9005-38-0140	DECAL-2500 BODY GUARDS	1	
2	9005-38-0144	DECAL-REM 2500 INLET SIDE	1	

2500 SEAL KIT
FOR AUSTRALIAN CUSTOMERS

NOTES

1. USE INCLUDED ASSEMBLY INSTRUCTIONS FOR PROPER INSTALLATION.
2. USE PART NUMBER FOUR AS REQUIRED IN THE TWO LOCATIONS SPECIFIED.

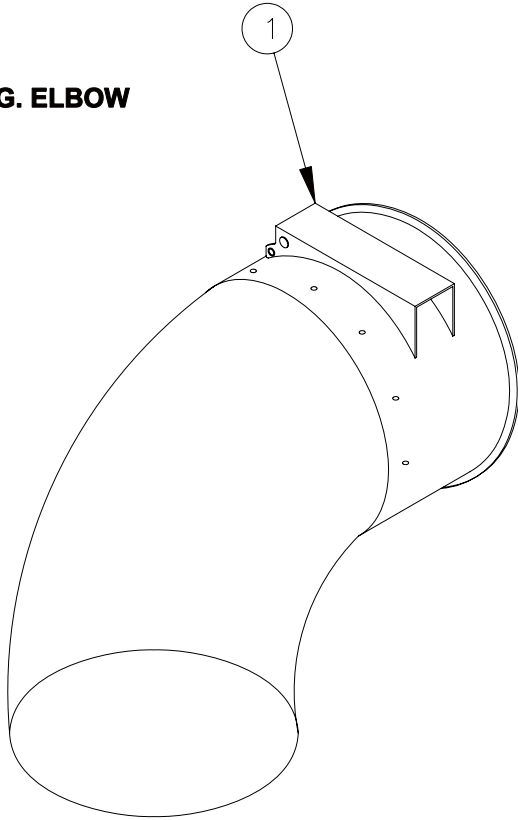


2500 SEAL KIT
FOR AUSTRALIAN CUSTOMERS

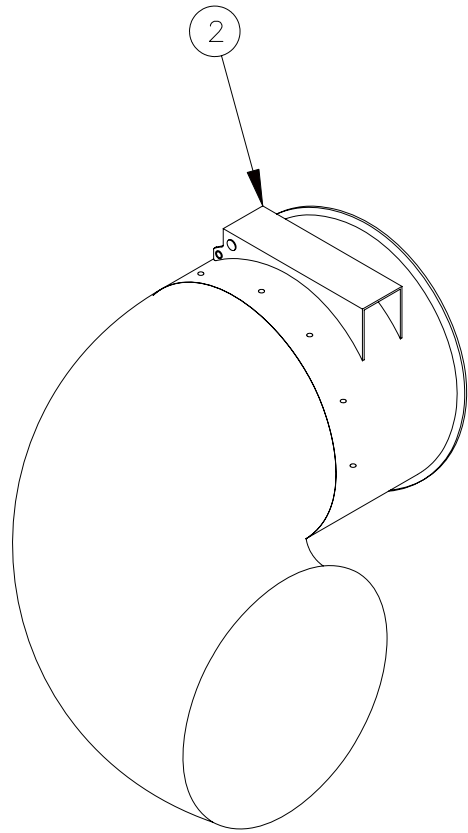
2500 - PAGE 46A
REV. APR 19/07

NO	PART NUMBER	DESCRIPTION/NOTES	QTY	SERIAL #
1	38-110760	MACHINE INLET ASSEMBLY	1	
2	38-110630	DRUM ASSEMBLY	1	
3	38-110757	FLAT ROTOR MOUNT ASSEMBLY	1	
4	6860-30-0100	SNAPRING-EXT 1 DIA.	6	
5	38-110759	ROTOR SHAFT SPACER	1	
6	38-104093	KEY 5/16 X 5/16 X 2 1/8	1	
7	38-110755	2100/2500 SEAL UPDATE KIT (INCL. 1-6)	1	

45 DEG. ELBOW



90 DEG. ELBOW



NO	PART NUMBER	DESCRIPTION/NOTES	QTY	SERIAL #
1	38-107211	45 DEGREE ELBOW	1	
2	38-107210	90 DEGREE ELBOW	1	

THESE ELBOWS ARE IDEAL FOR GETTING INTO AND AROUND TIGHT SPACES.

NOTE THE FOLLOWING OPTIONS ARE NOT SHOWN.

3	3890-00-0004	NEOPRENE 1/4 X 1 1/2 (25 ROLLS)	/FT	
---	--------------	---------------------------------	-----	--

USED TO SEAL INSPECTION DOOR ASSEMBLY

4	0751-00-4145	BUFF SPRAY ENAMAL	1	
5	0751-00-0005	CHARCOAL SPRAY ENAMAL	1	

6	3420-08-0015	HOSE COVER OPTION 8"	/FT	
---	--------------	----------------------	-----	--

THIS COVER WORKS WELL TO CUT DOWN ON OUTER HOSE WEAR AND DAMAGE ON CLEANUP HOSES.

ASSEMBLY PROCEDURE FOR HOSE COVER OPTION-

- 1) SLIDE 8" HOSE COVER OVER RUBBER HOSE.
- 2) PLACE EXISTING CLAMPS OVER HOSE COVER AND TIGHTEN CLAMPS SECURELY.

Rugged
Reliable... Rem

www.rementerprisesinc.com

REM ENTERPRISES INC.
P.O. BOX 1207
2180 OMAN DRIVE
SWIFT CURRENT, SK
CANADA S9H 3X4
PHONE (306) 773-0644
FAX (306) 773-1188
Email: remsales@rem.sk.ca